

# WATER AND BEYOND

---

2013 ANNUAL REPORT



# COMPANY PROFILE

Middlesex Water Company was incorporated as a water utility company in 1897 and owns and operates regulated water utility and wastewater systems in New Jersey, Delaware and Pennsylvania. The Company also operates water and wastewater systems under contract on behalf of municipal and private clients in New Jersey and Delaware.

The Company's common stock trades on the NASDAQ Global Select Market under the symbol MSEX.



## OUR VISION FOR GROWTH... WATER AND BEYOND

- Regulated Water and Wastewater Utility System Acquisitions
- Military Base Privatizations
- Renewable Energy/Industrial Applications
- Contract Operations and Public-Private Partnerships
- Emergency Home Repair Service Plans (offered through a third party)
- Strategic Technical Partnerships and Alliances



## DEAR SHAREHOLDER:


Middlesex Water Company addressed several unique challenges and opportunities in 2013. The loss of two major customers posed a difficult near-term financial challenge. Our wholesale water supply sales contract with the Borough of Sayreville, NJ was not renewed due to an expansion by the Borough of its own water treatment plant. In addition, the Hess Corporation announced the sudden closure of its oil refining operations, with one of that company's major refineries located in our New Jersey service territory.

As we became aware of these evolving circumstances, your management team at Middlesex had simultaneously been evaluating various appropriate cost reduction measures. The most significant action included further limitation on the timing and extent of postretirement medical benefits available to future retirees. The impending loss of these customers accelerated these initiatives. We had previously eliminated postretirement medical benefits for any employees hired after March 2007. Despite these events outside our control, we managed through these circumstances and remained focused on maintaining and advancing service quality and financial performance. Our ongoing efforts to mitigate costs and our growth initiatives helped offset the loss of two major


customers and resulted in an increase in earnings per common share in 2013.

### Maintaining Reliability through Investments in Infrastructure

We completed another major capital program and upgraded, replaced or constructed various elements of utility plant in 2013. These projects included several



In 2013, Middlesex Water invested \$4.0 million to clean and line water mains and replace valves, fire hydrants and aging water service lines in the City of South Amboy, NJ.




**Dennis W. Doll**  
Chairman, President and  
Chief Executive Officer

distribution pipeline replacements and upgrades in both our New Jersey and Delaware service territories. We continued our annual pipeline rehabilitation initiative in New Jersey through our RENEW program, whereby we clean and line previously un-lined cast iron pipe. We constructed a new elevated storage tank in the Angola district of our Delaware service territory. We invested in additional SCADA (Supervisory Control & Data Acquisition) capability in Delaware for enhanced remote monitoring capability at our various treatment facilities. We managed similar capital improvement plans on behalf of our municipal contract customers as well, both in Avalon and Perth Amboy, New Jersey. These are just a few examples of the kinds of capital projects that were planned and executed in 2013 by the talented employees in our Engineering Department and other disciplines in the company.

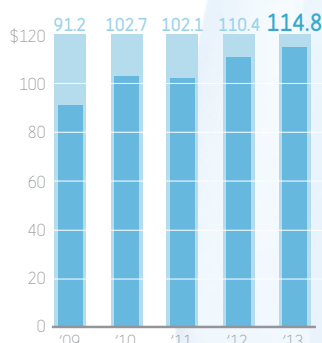
### Companies File for Rate Increases

We continue to carefully balance the need to provide safe and reliable service with the opportunity to earn a fair return for our

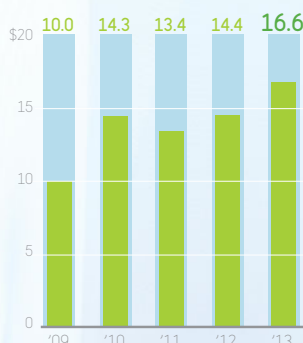


Tidewater constructed a 400,000 gallon tank which serves residents in Angola, DE in Sussex County.

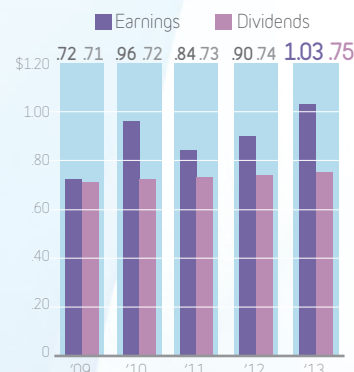
### OPERATING REVENUES (Millions of Dollars)



### NET INCOME (Millions of Dollars)



### EARNINGS AND DIVIDENDS (Dollars Per Share)



## FINANCIAL HIGHLIGHTS

<i>(Millions of Dollars, Except per Share Data)</i>	<b>2013</b>	<b>2012</b>	<b>2011</b>
Operating Revenues	<b>\$114.8</b>	\$110.4	\$102.1
Operations and Maintenance Expenses	<b>60.7</b>	60.5	56.6
Depreciation	<b>11.0</b>	10.4	9.7
Income and Other Taxes	<b>20.8</b>	19.2	18.0
Interest Charges	<b>5.8</b>	6.7	6.4
Net Income	<b>16.6</b>	14.4	13.4
Earnings Applicable to Common Stock	<b>16.4</b>	14.2	13.2
Basic Earnings per Share	<b>1.04</b>	0.90	0.85
Diluted Earnings per Share	<b>1.03</b>	0.90	0.84
Cash Dividends Paid per Share	<b>0.75</b>	0.74	0.73
Utility Plant	<b>556.8</b>	535.6	514.6
Return on Average Common Equity	<b>8.9%</b>	8.0%	7.6%

shareholders through prudent capital investment. The overarching requirement is the need to keep the rates charged to our customers as low as reasonably possible. These investments, along with other capital investments and other changes in our cost profile since rates were last established, required us to petition our regulators in both New Jersey and Delaware requesting increases of 15.9% and 14.4%, respectively, in annual revenues in those jurisdictions. We expect these proceedings to be concluded in the latter part of 2014.

In executing our growth strategy in 2013, we leveraged the unique relationship between water, wastewater and energy and we capitalized on our core strengths and partnerships. The sales cycle for acquisitions in the regulated water and wastewater industry is often long, due in part to the timing of required regulatory approvals, coupled with the rigorous approval processes required of governmental entities. Our growth achievements are often the result of a multi-year process to identify feasible prospects, prepare and submit proposals, respond to inquiries regarding our company's technical and financial qualifications, perform due diligence and negotiate acceptable terms. Beyond those efforts is the important work of the transition period whereby, the opportunity is integrated into our existing processes, procedures and technology to ensure maximum operational and financial value can be achieved through synergies and economies of scale.

### Opportunities in Water and Beyond

Successes in our growth initiatives in 2013 came in multiple forms. In September, we executed an agreement with the U.S. Department of Defense for the privatization of the water system of Dover Air Force Base (DAFB) in

Dover, Delaware. Once the transaction is completed, we will provide DAFB with potable water service under a 50-year agreement. We intend to integrate the DAFB water system into the regulated utility operations of our Delaware subsidiary, Tidewater Utilities, Inc. We continue to work through the process of obtaining regulatory approval from the Delaware Public Service Commission. We will own and maintain all DAFB water utility assets and make all necessary capital improvements to provide continued reliable utility service to the Base. Once implemented, the privatization is expected to be accretive to earnings immediately. DAFB executes hundreds of missions throughout the world and provides 25 percent of the Nation's strategic airlift capability, projecting global reach to over 100 countries around the world.

While water and wastewater remain our core business, opportunities beyond water and wastewater have added a new dimension and potential avenue for growth. We achieved full operation of our previously-announced renewable energy project at the wastewater treatment



(Photo Courtesy of U.S. Air Force)

Dover Air Force Base in Dover, DE operates the largest and busiest air freight terminal in the U.S. Department of Defense.



The biogas system at the Village of Ridgewood Water Pollution Control Facility became fully operational in 2013 and produces electricity from methane. The renewable energy project has resulted in utility costs savings and reduction in the Village's carbon footprint.

plant of the Village of Ridgewood, New Jersey. We continue to optimize the various aspects of this facility under our 20-year public-private partnership with Ridgewood. The facility is achieving established performance metrics and clean, renewable energy is being produced at cost savings for Ridgewood, while a fair return is being earned on our investment.

We completed the regulatory approval process, and then closed, in the fourth quarter, on the acquisition of the wastewater system of The Plantations and Plantations East communities near Lewes, Delaware. The wastewater assets at The Plantations communities serve 612 wastewater service connections where we already provide domestic water service. Following recent Delaware Public Service Commission approval, we are making agreed-upon capital investments and operational improvements to the systems. This acquisition was an extraordinary example of collaboration among our company, the Delaware Department of Natural Resources and Environmental Control (our environmental regulator), the Delaware Public Service Commission (our economic regulator) and the Delaware Public Advocate. This collaboration has achieved an outcome that not only helps ensure reliable high quality service to our new customers but ensures the environment is protected and our customers' rates are kept reasonable, relative to the cost of wastewater service in other parts of Delaware.

In the area of industrial applications, we renewed our contract with Sunoco Logistics Partners L.P. to operate the Eagle Point Biological Wastewater Treatment Facility in Westville, New Jersey. We are entering the third year of what was originally assumed to be a single year

agreement for the daily operation of this industrial wastewater treatment facility at Sunoco Logistics' refined products terminal.

Further in the area of industrial applications, we entered into another partnership with Natural Systems Utilities in the third quarter to design, construct and operate a Leachate Pretreatment Facility for the Monmouth County Reclamation Center in Tinton Falls, New Jersey. Under the terms of the agreement, our partnership will obtain permits, design, build and operate this landfill leachate pretreatment facility. Middlesex Water is serving as a guarantor of performance on the project, in addition to providing operational support. Our participation in this project with Monmouth County and with Natural Systems Utilities demonstrates our contin-

ued commitment to partner strategically in environmentally sound projects that both serve the public good and create value for the client and our shareholders, while further expanding our ability to serve industrial and municipal clients.

### Serving Our Customers

Service to our communities is an important aspect of our business. The financial, operational and environmental health of our communities correlates to the health of our company. We take pride in giving back to the communities we serve and target our time and resources to these efforts in a manner which complements our business goals and are appropriate for a company our size. We







Employee volunteers and township representatives helped beautify a Veteran's Memorial as part of National Public Lands Clean Up Day.

are grateful that our corporate voluntarism efforts are appreciated by our local municipalities and social service agencies and we also use these opportunities in the community, and in our industry, to foster teamwork and develop leadership skills in our employees. Often the work of our employees leads to formal recognition. Some examples of this include selection by the National Association of Water Companies of our employee, Jose de Jesus, as a recipient of a NAWC Living Water Award, whereby

Jose has demonstrated a sustained commitment to living the values of service and quality. Tidewater Utilities was named the provider of the "Best Tasting Water in Delaware" for the second year in a row by the Delaware Rural Water Association. Tidewater was also named to "Top Workplaces 2013" for the fifth time by Workplace Dynamics via a survey conducted by the *Wilmington News Journal*. We ended 2013 with Middlesex being named a finalist in the 2013 NJBIZ Business of the Year awards program.



Tidewater Utilities' 2013 charity golf outing raised funds for YWCA Delaware, a leading advocate for women through its housing, violence prevention, economic empowerment and youth programs.

We worked to strengthen our operations and the service we provide to customers through enhanced technology and communication. I am grateful for the ongoing efforts of our Board, management team and employees as we work to deliver value for our customers and shareholders and prudently and diligently explore opportunities in the realm of water and beyond. I thank you, our valued shareholders, for your continued support of our efforts and ongoing confidence in Middlesex Water Company.

*Dennis W. Doll*

**Dennis W. Doll**

Chairman, President and Chief Executive Officer



### In Appreciation

We extend special thanks and appreciation to Kenneth J. Quinn, Vice President, General Counsel, Secretary & Treasurer who retired from the company in March 2014. Ken held overall responsibility for all legal matters, corporate governance and enterprise risk management. We will always remember Ken's honest and ethical approach to all that he did on behalf of our customers, employees and shareholders. We thank Ken for his 12 years of dedication and counsel and wish him well in his retirement.

# FORM 10-K

---

MIDDLESEX WATER COMPANY • 2013



**MIDDLESEX  
WATER COMPANY**





**UNITED STATES  
SECURITIES AND EXCHANGE COMMISSION**

**WASHINGTON, DC 20549**

**FORM 10-K**

(Mark One)

☒ ANNUAL REPORT PURSUANT TO SECTION 13 OR 15(d) OF THE SECURITIES EXCHANGE ACT OF 1934  
For the fiscal year ended **December 31, 2013**

OR

☐ TRANSITION REPORT PURSUANT TO SECTION 13 OR 15(d) OF THE SECURITIES EXCHANGE ACT OF 1934

For the transition period from \_\_\_\_\_ to \_\_\_\_\_

Commission File Number 0-422

**MIDDLESEX WATER COMPANY**

(Exact name of registrant as specified in its charter)

New Jersey  
(State of Incorporation)

22-1114430  
(IRS employer identification no.)

**1500 Ronson Road, Iselin New Jersey 08830**  
(Address of principal executive offices, including zip code)

**(732) 634-1500**  
(Registrant's telephone number, including area code)

Securities registered pursuant to Section 12(b) of the Act:

<u><b>Title of Each Class:</b></u> Common Stock, No Par Value	<u><b>Name of each exchange on which registered:</b></u> The NASDAQ Stock Market, LLC
--	--

**Securities registered pursuant to Section 12(g) of the Act:**

None

Indicate by check mark if the registrant is a well-known seasoned issuer, as defined in Rule 405 of the Securities Act.

Yes ☐ No ☒

Indicate by check mark if the registrant is not required to file reports pursuant to Section 13 or Section 15(d) of the Act.

Yes ☐ No ☒

Indicate by check mark whether the registrant (1) has filed all reports required to be filed by Section 13 or 15(d) of the Securities Exchange Act of 1934 during the preceding 12 months (or for such shorter period that the registrant was required to file such reports), and (2) has been subject to such filing requirements for the past 90 days. Yes ☒ No ☐

Indicate by check mark whether the registrant has submitted and posted on their corporate web site, if any, every Interactive Data File required to be submitted and posted pursuant to Rule 405 of Regulation S-T during the preceding 12 months (or for such shorter period that the registrants were required to submit and post such files). Yes ☒ No ☐

Indicate by check mark if disclosure of delinquent filers pursuant to Item 405 of Regulation S-K is not contained herein, and will not be contained, to the best of the registrant's knowledge, in definitive proxy or information statements incorporated by reference in Part III of this Form 10-K or any amendment to this Form 10-K. ☒

Indicate by check mark whether the registrant is a large accelerated filer, an accelerated filer, a non-accelerated filer or a smaller reporting company.

Large accelerated filer ☐ Accelerated filer ☒ Non-accelerated filer ☐ Smaller reporting company ☐

Indicate by check mark whether the registrant is a shell company (as defined in Rule 12b-2 of the Act).

Yes ☐ No ☒

The aggregate market value of the voting stock held by non-affiliates of the registrant at June 30, 2013 was \$315,612,241 based on the closing market price of \$19.92 per share.

The number of shares outstanding for each of the registrant's classes of common stock, as of February 28, 2014:

Common Stock, No par Value 15,969,164 shares outstanding

**Documents Incorporated by Reference**

Proxy Statement to be filed in connection with the Registrant's Annual Meeting of Stockholders to be held on May 20, 2014, which will be filed with the Securities and Exchange Commission within 120 days of the end of our 2013 fiscal year, is incorporated by reference into Part III.

# MIDDLESEX WATER COMPANY

## FORM 10-K

### INDEX

	<u>PAGE</u>
Forward-Looking Statements	1
<b>PART I</b>	2
Item 1. Business:	2
Overview	2
Financial Information	4
Water Supplies and Contracts	4
Employees	5
Competition	5
Regulation	6
Seasonality	9
Management	9
Item 1A. Risk Factors	10
Item 1B. Unresolved Staff Comments	15
Item 2. Properties	16
Item 3. Legal Proceedings	17
Item 4. Mine Safety Disclosures	17
<b>PART II</b>	18
Item 5. Market for the Registrant's Common Equity, Related Stockholder Matters and Issuer Purchases of Equity Securities	18
Item 6. Selected Financial Data	20
Item 7. Management's Discussion and Analysis of Financial Condition and Results of Operations	20
Item 7A. Qualitative and Quantitative Disclosure About Market Risk	34
Item 8. Financial Statements and Supplementary Data	35
Item 9. Changes in and Disagreements with Accountants on Accounting and Financial Disclosure	64
Item 9A. Controls and Procedures	64
Item 9B. Other Information	66
<b>PART III</b>	66
Item 10. Directors, Executive Officers and Corporate Governance	66
Item 11. Executive Compensation	66
Item 12. Security Ownership of Certain Beneficial Owners and Management and Related Stockholder Matters	66
Item 13. Certain Relationships and Related Transactions, and Director Independence	66
Item 14. Principal Accountant Fees and Services	66
<b>PART IV</b>	67
Item 15. Exhibits and Financial Statement Schedules	67
Signatures	
Exhibit Index	

## FORWARD-LOOKING STATEMENTS

Certain statements contained in this annual report and in the documents incorporated by reference constitute “forward-looking statements” within the meaning of Section 21E of the Securities Exchange Act of 1934 and Section 27A of the Securities Act of 1933. Middlesex Water Company (the “Company”) intends that these statements be covered by the safe harbors created under those laws. These statements include, but are not limited to:

- statements as to expected financial condition, performance, prospects and earnings of the Company;
- statements regarding strategic plans for growth;
- statements regarding the amount and timing of rate increases and other regulatory matters, including the recovery of certain costs recorded as regulatory assets;
- statements as to the Company’s expected liquidity needs during the upcoming fiscal year and beyond and statements as to the sources and availability of funds to meet its liquidity needs;
- statements as to expected customer rates, consumption volumes, service fees, revenues, margins, expenses and operating results;
- statements as to financial projections;
- statements as to the expected amount of cash contributions to fund the Company’s retirement benefit plans, anticipated discount rates and rates of return on plan assets;
- statements as to the ability of the Company to pay dividends;
- statements as to the Company’s compliance with environmental laws and regulations and estimations of the materiality of any related costs;
- statements as to the safety and reliability of the Company’s equipment, facilities and operations;
- statements as to the Company’s plans to renew municipal franchises and consents in the territories it serves;
- statements as to trends; and
- statements regarding the availability and quality of our water supply.

These forward-looking statements are subject to risks, uncertainties and other factors that could cause actual results to differ materially from future results expressed or implied by the forward-looking statements. Important factors that could cause actual results to differ materially from anticipated results and outcomes include, but are not limited to:

- the effects of general economic conditions;
- increases in competition in the markets served by the Company;
- the ability of the Company to control operating expenses and to achieve efficiencies in its operations;
- the availability of adequate supplies of water;
- actions taken by government regulators, including decisions on rate increase requests;
- new or additional water quality standards;
- weather variations and other natural phenomena;
- risks in pursuing acquisitions;
- acts of war or terrorism;
- significant changes in the pace of housing development in Delaware;
- the availability and cost of capital resources;
- the ability to translate Preliminary Survey & Investigation charges into operational projects; and
- other factors discussed elsewhere in this annual report.

Many of these factors are beyond the Company’s ability to control or predict. Given these uncertainties, readers are cautioned not to place undue reliance on any forward-looking statements, which only speak to the Company’s understanding as of the date of this report. The Company does not undertake any obligation to release publicly any revisions to these forward-looking statements to reflect events or circumstances after the date of this prospectus or to reflect the occurrence of unanticipated events, except as may be required under applicable securities laws.

For an additional discussion of factors that may affect the Company’s business and results of operations, see Item 1A - Risk Factors.



## **PART I**

### **Item 1. Business.**

#### **Overview**

Middlesex Water Company (Middlesex) was incorporated as a water utility company in 1897 and owns and operates regulated water utility and wastewater systems in New Jersey, Delaware and Pennsylvania. Middlesex also operates water and wastewater systems under contract on behalf of municipal and private clients in New Jersey and Delaware.

The terms “the Company,” “we,” “our,” and “us” refer to Middlesex Water Company and its subsidiaries, including Tidewater Utilities, Inc. (Tidewater) and Tidewater’s wholly-owned subsidiaries, Southern Shores Water Company, LLC (Southern Shores) and White Marsh Environmental Systems, Inc. (White Marsh). The Company’s other subsidiaries are Pinelands Water Company (Pinelands Water) and Pinelands Wastewater Company (Pinelands Wastewater) (collectively, Pinelands), Utility Service Affiliates, Inc. (USA), Utility Service Affiliates (Perth Amboy) Inc., (USA-PA), Tidewater Environmental Services, Inc. (TESI) and Twin Lakes Utilities, Inc. (Twin Lakes).

The Company’s principal executive offices are located at 1500 Ronson Road, Iselin, New Jersey 08830. Our telephone number is (732) 634-1500. Our internet website address is <http://www.middlesexwater.com>. We make available, free of charge through our internet website, reports and amendments filed or furnished pursuant to Section 13(a) or 15(d) of the Securities Exchange Act of 1934, after such material is electronically filed with or furnished to the United States Securities and Exchange Commission (the SEC).

#### ***Middlesex System***

The Middlesex System in New Jersey provides water services to approximately 60,000 retail customers, primarily in eastern Middlesex County, New Jersey and provides water under wholesale contracts to the City of Rahway, Townships of Edison and Marlboro, the Borough of Highland Park and the Old Bridge Municipal Utilities Authority. The Middlesex System treats, stores and distributes water for residential, commercial, industrial and fire protection purposes. The Middlesex System also provides water treatment and pumping services to the Township of East Brunswick under contract. The Middlesex System produced approximately 60% of our 2013 consolidated operating revenues.

The Middlesex System’s retail customers are located in an area of approximately 55 square miles in Woodbridge Township, the City of South Amboy, the Boroughs of Metuchen and Carteret, portions of the Township of Edison and the Borough of South Plainfield in Middlesex County and, to a minor extent, a portion of the Township of Clark in Union County. Retail customers include a mix of residential customers, large industrial concerns and commercial and light industrial facilities. These customers are located in generally well-developed areas of central New Jersey.

The contract customers of the Middlesex System comprise an area of approximately 110 square miles with a population of approximately 219,000. Contract sales to Edison, Old Bridge, Marlboro and Rahway are supplemental to the existing water systems of these customers. The Middlesex System provides treated surface water under long-term agreements to East Brunswick, Marlboro and Old Bridge.

Middlesex provides water service to approximately 300 customers in Cumberland County, New Jersey. This system is referred to as Bayview, and is not physically interconnected with the Middlesex System. Bayview produced less than 1% of our 2013 consolidated operating revenues.

#### ***Tidewater System***

Tidewater, together with its wholly-owned subsidiary, Southern Shores, provides water services to approximately 39,000 retail customers for domestic, commercial and fire protection purposes in over 350 separate communities in New Castle, Kent and Sussex Counties, Delaware. White Marsh is a wholly-owned subsidiary of Tidewater

that is unregulated as to rates and operates 44 water and wastewater systems under contract for approximately 3,500 residential customers. White Marsh owns two commercial properties that are leased to Tidewater as its administrative office campus and its field operations center. The Tidewater System produced approximately 25% of our 2013 consolidated operating revenues.

#### ***Utility Service Affiliates-Perth Amboy***

USA-PA operates the City of Perth Amboy, New Jersey's (Perth Amboy) water and wastewater systems under a 20-year agreement, which expires in 2018. USA-PA serves approximately 11,000 homes and businesses, most of which are served by both the water and wastewater systems. The agreement was effected under New Jersey's Water Supply Public-Private Contracting Act and the New Jersey Wastewater Public/Private Contracting Act. Under the agreement, USA-PA receives fixed fees, and may receive variable fees, based on customer revenue growth. Fixed fee revenues increase over the term of the 20-year contract based upon a schedule of rates. USA-PA produced approximately 9% of our 2013 consolidated operating revenues.

In connection with the agreement with Perth Amboy, USA-PA entered into a 20-year subcontract with a wastewater operating company for the operation and maintenance of the Perth Amboy wastewater collection system. The subcontract provides for the sharing of certain fixed and variable fees and operating expenses.

#### ***Pinelands System***

Pinelands Water provides water services to approximately 2,500 residential customers in Burlington County, New Jersey. Pinelands Water produced less than 1% of our 2013 consolidated operating revenues. Pinelands Water is not physically interconnected with the Middlesex System.

Pinelands Wastewater provides wastewater services to approximately 2,500 residential customers. Under contract, it also services one municipal wastewater system in Burlington County, New Jersey with approximately 200 residential customers. Pinelands Wastewater produced approximately 1% of our 2013 consolidated operating revenues.

#### ***Utility Service Affiliates, Inc.***

USA offers residential customers in New Jersey and Delaware water service line and sewer lateral maintenance programs (LineCare). USA entered into a marketing agreement (the Agreement), expiring in 2021, with HomeServe USA (HomeServe), a leading provider of home maintenance service programs to service, develop and grow USA's LineCare customer base. USA receives a service fee for the billing, cash collection and other administrative matters associated with HomeServe's service contracts.

On July 1, 2012, USA began service to the Borough of Avalon, New Jersey (Avalon) under a ten-year operations and maintenance contract for the Avalon water utility, sewer utility and storm water system. In addition to performing the day to day operations, USA is responsible for billing, collections, customer service, emergency responses and management of capital projects funded by Avalon.

USA also provides unregulated water and wastewater services under contract with several New Jersey municipalities and one industrial customer.

USA produced approximately 3% of our 2013 consolidated operating revenues.

#### ***TESI System***

TESI provides wastewater services to approximately 3,100 residential retail customers in Kent and Sussex Counties, Delaware. TESI produced approximately 1% of our 2013 consolidated operating revenues.

### ***Twin Lakes System***

Twin Lakes provides water services to approximately 120 residential customers in Shohola, Pennsylvania. Twin Lakes produced less than 1% of our 2013 consolidated operating revenues.

### **Financial Information**

Consolidated operating revenues, operating income and net income are as follows:

	<b>(Thousands of Dollars)</b>		
	<b>Years Ended December 31,</b>		
	<b><u>2013</u></b>	<b><u>2012</u></b>	<b><u>2011</u></b>
Operating Revenues	\$114,846	\$110,379	\$102,069
Operating Income	\$30,970	\$27,647	\$24,201
Net Income	\$16,633	\$14,396	\$13,447

Operating revenues were earned from the following sources:

	<b>Years Ended December 31,</b>		
	<b><u>2013</u></b>	<b><u>2012</u></b>	<b><u>2011</u></b>
Residential	46.6 %	46.1 %	46.0 %
Commercial	9.9	9.8	10.0
Industrial	7.6	8.8	9.2
Fire Protection	9.3	9.5	10.1
Contract Sales	12.4	13.0	13.1
Contract Operations	12.0	11.1	10.0
Other	2.2	1.7	1.6
Total	<u>100.0 %</u>	<u>100.0 %</u>	<u>100.0 %</u>

### **Water Supplies and Contracts**

Our New Jersey, Delaware and Pennsylvania water supply systems are physically separate and are not interconnected. In New Jersey, the Pinelands System and Bayview System are not interconnected with the Middlesex System or each other. We believe that we have adequate sources of water supply to meet the current service requirements of our present customers in New Jersey, Delaware and Pennsylvania.

### ***Middlesex System***

Our Middlesex System, which produced approximately 14.7 billion gallons in 2013, obtains water from surface sources and wells, or groundwater sources. In 2013, surface sources of water provided approximately 72% of the Middlesex System's water supply, groundwater sources provided approximately 21% from 31 wells and the balance was purchased from a non-affiliated water utility. Middlesex System's distribution storage facilities are used to supply water to customers at times of peak demand, outages and emergencies.

The principal source of surface water for the Middlesex System is the Delaware & Raritan Canal, which is owned by the State of New Jersey and operated as a water resource by the New Jersey Water Supply Authority (NJWSA). Middlesex is under contract with the NJWSA, which expires November 30, 2023. The contract provides for average purchases of 27 million gallons per day (mgd) of untreated water from the Delaware & Raritan Canal, augmented by the Round Valley/Spruce Run Reservoir System. Surface water is pumped to, and treated at the Middlesex Carl J. Olsen (CJO) Water Treatment Plant. Middlesex also has an agreement with a non-



affiliated regulated water utility for the purchase of treated water. This agreement provides for minimum purchase of 3.0 mgd of treated water with provisions for additional purchases.

### ***Tidewater System***

Our Tidewater System produced approximately 1.9 billion gallons in 2013 from 158 wells. In 2013, four new wells were placed into service and we retired four wells for the purpose of consolidating production facilities for more cost-efficient operation. Tidewater will submit applications to Delaware regulatory authorities for the approval of additional wells as growth, demand and water quality warrant. The Tidewater System does not have a central treatment facility but has several regional, as well as several smaller independent, treatment plants. Several of its water systems in New Castle, Kent and Sussex Counties, Delaware have interconnected transmission systems.

### ***Pinelands Water System***

Water supply to our Pinelands Water System is derived from four wells which produced approximately 137.3 million gallons in 2013. The pumping capacity of the four wells is 2.2 million gallons per day.

### ***Pinelands Wastewater System***

The Pinelands Wastewater System discharges into the South Branch of the Rancocas Creek through a tertiary treatment plant that provides clarification, sedimentation, filtration and disinfection. The total capacity of the plant is 0.5 mgd, and the system treated approximately 100.3 million gallons in 2013.

### ***Bayview System***

Water supply to Bayview customers is derived from two wells, which delivered approximately 7.8 million gallons in 2013.

### ***TESI System***

The TESI System is comprised of eight wastewater treatment systems in Kent and Sussex Counties, Delaware. The treatment plants provide clarification, sedimentation, and disinfection. The combined total treatment capacity of the plants is 0.7 mgd. The TESI System treated approximately 89.8 million gallons in 2013.

### ***Twin Lakes System***

Water supply to Twin Lakes' customers is derived from one well, which delivered approximately 26.2 million gallons in 2013.

## **Employees**

As of December 31, 2013, we had a total of 279 employees. No employees are represented by a union. We believe our employee relations are good. Wages and benefits are reviewed annually and are considered competitive within both the industry and the regions where we operate.

## **Competition**

Our business in our franchised service area is substantially free from direct competition with other public utilities, municipalities and other entities. However, our ability to provide contract water supply and wastewater services and operations and maintenance services is subject to competition from other public utilities, municipalities and other entities. Although Tidewater and TESI have been granted exclusive franchises for each of their existing community water and wastewater systems, their ability to expand service areas can be affected by the Delaware Public Service Commission awarding franchises to other regulated water and wastewater utilities with whom we compete for such franchises and for projects.

## **Regulation**

Our rates charged to customers for water and wastewater services, the quality of the services we provide and certain other matters are regulated by the following state utility commissions (collectively, the Utility Commissions):

- New Jersey-New Jersey Board of Public Utilities (NJBPU)
- Delaware-Delaware Public Service Commission (DEPSC)
- Pennsylvania-Pennsylvania Public Utilities Commission (PAPUC)

Our USA, USA-PA and White Marsh subsidiaries are not regulated public utilities. However they are subject to environmental regulation with respect to water and wastewater effluent quality to the extent such services are provided.

We are subject to environmental and water quality regulation by the following regulatory agencies (collectively, the Government Environmental Regulatory Agencies):

- United States Environmental Protection Agency (EPA)
- New Jersey Department of Environmental Protection (NJDEP) with respect to operations in New Jersey
- Delaware Department of Natural Resources and Environmental Control, the Delaware Department of Health and Social Services-Division of Public Health (DEDPH), and the Delaware River Basin Commission (DRBC) with respect to operations in Delaware
- Pennsylvania Department of Environmental Protection (PADEP) with respect to operations in Pennsylvania

In addition, our issuances of equity securities are subject to the prior approval of the NJBPU and require registration with the SEC. Our issuances of long-term debt securities are subject to the prior approval of the appropriate Utility Commissions.

### ***Regulation of Rates and Services***

For ratemaking purposes, we account separately for operations in New Jersey, Delaware and Pennsylvania to facilitate independent ratemaking by the applicable Utility Commissions.

In determining our rates, the respective Utility Commissions consider the revenue, expenses, rate base of property used and useful in providing service to the public and a fair rate of return on investments within their separate jurisdictions. Rate determinations by the respective Utility Commissions do not guarantee particular rates of return to us for our New Jersey, Delaware and Pennsylvania operations. Thus, we may not achieve the rates of return permitted by the Utility Commissions. In addition, there can be no assurance that any future rate increases will be granted or, if granted, that they will be in the amounts requested.

### ***Middlesex Rate Matters***

On November 8, 2013, Middlesex filed an application with the NJBPU seeking permission to increase its base water rates by approximately \$10.6 million per year. The request was necessitated by capital investments Middlesex has made, or has committed to make, increased operations and maintenance costs and lost revenues resulting from the ending of a wholesale water sales contract with the Borough of Sayreville, New Jersey in August 2013 and Hess Corporation, Middlesex's largest retail water customer, ceasing its oil refining operations at its Port Reading, New Jersey facility in February 2013. We cannot predict whether the NJBPU will ultimately approve, deny, or reduce the amount of the request. A decision by the NJBPU is not expected until the third quarter of 2014.

Effective November 5, 2013, Middlesex implemented a NJBPU approved \$0.3 million Distribution System Improvement Charge (DSIC) rate increase, allowing Middlesex to recover costs for qualifying projects placed in service between March 1, 2013 and August 31, 2013. A DSIC is a rate-mechanism that allows water utilities to recover investment in capital improvements to their water distribution system made between base rate

proceedings. The DSIC rate is allowed to increase in three subsequent six month periods for additional qualifying projects placed in service during those time periods. The maximum annual revenue allowed to be recovered is \$1.4 million.

In June 2013, the NJBPU approved a Middlesex request to defer approximately \$0.4 million of costs related to Superstorm Sandy, which occurred in October 2012. These costs include labor, outside contractor costs, fuel, generator rental and other directly related expenses resulting from storm damage mitigation, repair, clean-up and restoration activities. Middlesex has submitted claims for these costs through its insurance carrier and has received an initial payment of \$0.2 million. Middlesex is seeking recovery of Superstorm Sandy related costs not recovered through insurance (currently \$0.2 million) in its current base rate proceeding. Middlesex cannot predict whether the NJBPU will approve, in whole or in part, the recovery of Superstorm Sandy costs not covered by the insurance claim.

In April 2013, the NJBPU approved a Middlesex Petition to establish a Purchased Water Adjustment Clause and implement a tariff rate sufficient to recover increased costs of \$0.1 million to purchase untreated water from the NJWSA and treated water from a non-affiliated regulated water utility.

In July 2012, the NJBPU approved an \$8.1 million increase in Middlesex's annual base water rates. A base rate increase request of \$11.3 million was filed in January 2012 seeking recovery of increased costs of operations, chemicals, fuel, electricity, taxes, labor and benefits, and decreases in industrial and commercial customer demand patterns, as well as capital investment in utility plant.

#### ***Tidewater Rate Matters***

On November 25, 2013, Tidewater filed an application with the DEPSC seeking permission to increase its base water rates by approximately \$3.9 million per year. The request was necessitated by capital investments Tidewater has made, or has committed to make, as well as increased operations and maintenance costs. We cannot predict whether the DEPSC will ultimately approve, deny, or reduce the amount of the request. A decision by the DEPSC is not expected until the second half of 2014. In connection with the rate increase application, Tidewater implemented a DEPSC approved 6.5% interim rate increase, subject to refund, on February 6, 2014. Concurrent with Tidewater's interim rate increase, Tidewater's DEPSC approved \$0.1 million annual DSIC rate reset to \$0.

In June 2012, the DEPSC approved a \$3.9 million increase in Tidewater's annual base water rates. A base rate increase request of \$6.9 million was filed in September 2011 seeking recovery of increased costs for operations, maintenance and taxes, as well as capital investment.

#### ***TESI Rate Matters***

On October 1, 2013, TESI closed on its DEPSC-approved purchase of the wastewater utility assets of the Plantations development (the Plantations) for \$0.4 million and began providing wastewater services to the 600 residential customers in the Plantations in Delaware. Annual revenues for serving the Plantations are expected to be approximately \$0.2 million. Effective one year after acquisition, subject to completion of agreed-upon capital improvements to the Plantations wastewater system, TESI will be allowed to implement a 33.5% base wastewater rate increase.

In June 2012, the DEPSC approved a \$0.6 million increase in TESI's annual base wastewater rates, a portion of which is to be phased in through 2015. A base rate increase request of \$0.8 million was filed in July 2011 seeking recovery of increased operation and maintenance costs, as well as capital investment.

#### ***Pinelands Rate Matters***

In March 2013, the NJBPU approved a combined \$0.2 million increase in Pinelands Water and Pinelands Wastewater's annual base water and wastewater revenues. In its initial request, filed in August 2012, Pinelands



had sought an increase of \$0.3 million on a combined basis. The rate increase for the water service, which is approximately 50% of the approved increase, will be phased-in over one year.

### ***Southern Shores Rate Matters***

In June 2011, the DEPSC approved a multi-year agreement for a phased-in base water rate increase for Southern Shores. Under the terms of the agreement, which expires in 2020, customer rates will increase on January 1<sup>st</sup> of each year to generate additional annual revenue of \$0.1 million with each increase.

### ***Twin Lakes Rate Matters***

The PAPUC approved a \$0.1 million, three-year phased-in base water rate increase effective March 3, 2012. This increase was designed to recover capital investment in the upgrade and renovation of the Twin Lakes System, as well as increased operating costs.

### ***Future Rate Filings***

Management monitors the need for rate relief for our regulated subsidiaries on an ongoing basis. When capital improvements (both made and planned) and/or increases in operation and maintenance costs require rate relief, base rate increase requests are expeditiously filed with those subsidiaries' Utility Commissions.

### ***Water and Wastewater Quality and Environmental Regulations***

Government environmental regulatory agencies regulate our operations in New Jersey, Delaware and Pennsylvania with respect to water supply, treatment and distribution systems and the quality of the water. They also regulate our operations with respect to wastewater collection, treatment and disposal.

Regulations relating to water quality require us to perform tests to ensure our water meets state and federal quality requirements. In addition, government environmental regulatory agencies continuously review current regulations governing the limits of certain organic compounds found in the water as byproducts of the treatment process. We participate in industry-related research to identify the various types of technology that might reduce the level of organic, inorganic and synthetic compounds found in water. The cost to water companies of complying with the proposed water quality standards depends in part on the limits set in the regulations and on the method selected to treat the water to the required standards. We regularly test our water to determine compliance with existing government environmental regulatory agencies' primary water quality standards.

Treatment of well water in our Middlesex System is by chlorination for primary disinfection purposes. In addition, at certain locations, air stripping is used for removal of volatile organic compounds.

Surface water treatment in our Middlesex System is by conventional treatment; coagulation, sedimentation and filtration. The treatment process includes pH adjustment, chlorination for disinfection, and corrosion control for the distribution system.

Treatment of well water in our Tidewater System is by chlorination for disinfection purposes and, in some cases, pH correction and filtration for nitrate and iron removal and granular activated carbon filtration for organics removal.

Treatment of well water in the Pinelands, Bayview and Twin Lakes Systems (primary disinfection only) is performed at individual well sites.

The NJDEP, DEDPH and PADEP monitor our activities and review the results of water quality tests that are performed for adherence to applicable regulations. Other applicable regulations include the Federal Lead and Copper Rule, the Federal Surface Water Treatment Rule and the Federal Total Coliform Rule and regulations for maximum contaminant levels established for various volatile organic compounds.

## Seasonality

Customer demand for our water during the warmer months is generally greater than other times of the year due primarily to additional consumption of water in connection with irrigation systems, swimming pools, cooling systems and other outside water use. Throughout the year, and particularly during typically warmer months, demand may vary with temperature and rainfall timing and overall levels. In the event that temperatures during the typically warmer months are cooler than normal, or if there is more rainfall than normal, the customer demand for our water may decrease and therefore, adversely affect our revenues.

## Management

This table lists information concerning our executive management team:

<b>Name</b>	<b>Age</b>	<b>Principal Position(s)</b>
Dennis W. Doll	55	President, Chief Executive Officer and Chairman of the Board of Directors
A. Bruce O'Connor	55	Vice President, Chief Financial Officer and Treasurer
Richard M. Risoldi	57	Vice President-Operations and Chief Operating Officer
Bernadette M. Sohler	53	Vice President-Corporate Affairs
Lorrie B. Ginegaw	39	Vice President-Human Resources
Gerard L. Esposito	62	President, Tidewater Utilities, Inc.

*Dennis W. Doll* – Mr. Doll joined the Company in November 2004 as Executive Vice President. He was elected President and Chief Executive Officer and became a Director of Middlesex effective January 1, 2006. In May 2010, he was elected Chairman of the Board of Directors of Middlesex. He is also Chairman for all subsidiaries of Middlesex. Prior to joining the Company, Mr. Doll had been employed in the regulated water utility business since 1985. Mr. Doll also serves as a volunteer Director on several non-profit Boards including the New Jersey Utilities Association, the Water Research Foundation, Raritan Bay Medical Center and the National Association of Water Companies, where he currently serves as President.

*A. Bruce O'Connor* – Mr. O'Connor, a Certified Public Accountant, joined the Company in 1990 and was elected Vice President and Chief Financial Officer in 1996 and named Treasurer in 2014. He is responsible for financial reporting, customer service, rate cases, cash management and financings. He is Treasurer and a Director of Tidewater, TESI, USA, and White Marsh. He is Vice President, Treasurer and a Director of USA-PA, Pinelands Water and Pinelands Wastewater. He is also Vice President, Treasurer and a Director of Twin Lakes.

*Richard M. Risoldi* – Mr. Risoldi joined the Company in 1989 as Director of Production, responsible for the operation and maintenance of the Company's treatment and pumping facilities. He was appointed Assistant Vice President of Operations in 2003. He was elected Vice President-Subsidiary Operations in May 2004, responsible for regulated and unregulated subsidiary operations and business development. In January 2010, he became Vice President – Operations and Chief Operating Officer. He is a Director of Tidewater, TESI and White Marsh. He also serves as Director and President of Pinelands Water, Pinelands Wastewater, USA, USA-PA and Twin Lakes.

*Bernadette M. Sohler* – Ms. Sohler joined the Company in 1994 and was named Director of Communications in 2003 and promoted to Vice President-Corporate Affairs in March 2007 with responsibilities for corporate, investor and employee communications, media and government relations, marketing, community affairs and corporate philanthropic activities. She also serves as Vice President of USA. Prior to joining the Company, Ms. Sohler held marketing and public relations management positions in the financial services industry. Ms. Sohler serves as a volunteer director on several non-profit Boards including the National Association of Water Companies and is the Chair of the New Jersey Utilities Association's Communications Committee.

*Lorrie B. Ginegaw* – Ms. Ginegaw joined Tidewater in 2004. In September 2005, Ms. Ginegaw was promoted to Human Resources Manager. In May 2007, Ms. Ginegaw was promoted to Director of Human Resources for Middlesex. In March 2012, Ms. Ginegaw was appointed Vice President-Human Resources. Ms. Ginegaw is

responsible for all Human Resources throughout the Company. Prior to joining the Company, Ms. Ginegaw worked in various human resources positions in the healthcare and transportation/logistics industries. She is the Chair of the New Jersey Utilities Association's Human Resources Committee and a member of the Middlesex County Workforce Investment Board.

*Gerard L. Esposito* – Mr. Esposito joined Tidewater in 1998 as Executive Vice President. He was elected President of Tidewater and White Marsh in 2003 and elected President of TESI in January 2005. Prior to joining the Company he worked in various executive positions for Delaware environmental protection and water quality governmental agencies. He is a Director of Tidewater, TESI, and White Marsh. Mr. Esposito is a volunteer Director on a number of Delaware non-profit, government, and professional Boards, including the Delaware Solid Waste Authority, Port of Wilmington, Delaware Workforce Investment Board, and the University of Delaware Sea Grant Advisory Council, which he chairs.

#### **ITEM 1A. RISK FACTORS.**

**Our revenue and earnings depend on the rates we charge our customers. We cannot raise utility rates in our regulated businesses without filing a petition with the appropriate Utility Commissions. If these agencies modify, delay, or deny our petition, our revenues will not increase and our earnings will decline unless we are able to reduce costs.**

The NJBPU regulates our public utility companies in New Jersey with respect to rates and charges for service, classification of accounts, awards of new service territory, acquisitions, financings and other matters. That means, for example, that we cannot raise the utility rates we charge to our customers without first filing a petition with the NJBPU and going through a lengthy administrative process. In much the same way, the DEPSC and the PAPUC regulate our public utility companies in Delaware and Pennsylvania, respectively. We cannot give assurance of when we will request approval for any such matter, nor can we predict whether these Utility Commissions will approve, deny or reduce the amount of such requests.

Certain costs of doing business are not completely within our control. The failure to obtain any rate increase would prevent us from increasing our revenues and, unless we are able to reduce costs, would result in reduced earnings.

**General economic conditions may materially and adversely affect our financial condition and results of operations.**

Recent economic conditions have negatively impacted our customers' water usage demands, particularly the level of water usage demand by our commercial and industrial customers in our Middlesex System. We are unable to determine when these customers' water demands may return to previous levels, or if the decline in demand will continue indefinitely. If water demand by our commercial and industrial customers in our Middlesex System does not return to previous levels, our financial condition and results of operations could be negatively impacted.

Recent economic conditions have also impacted the volume and pace of residential construction in our Delaware markets where developer-projects are in various stages of completion. The timing and extent of recovery of our engineering and other preliminary survey and investigation (PS&I) charges either from the construction of a project that yields customers or from reimbursements from a developer is dependent upon the timing and extent to which such projects may or may not be further developed or from our ability to collect amounts contractually owed to us. If it is determined that recovery is unlikely, the applicable PS&I costs will be charged against income in the period of determination.

**We are subject to environmental laws and regulations, including water quality and wastewater effluent quality regulations, as well as other state and local regulations. Compliance with those laws and regulations requires us to incur costs and we are subject to fines or other sanctions for non-compliance.**

Government environmental regulatory agencies regulate our operations in New Jersey, Delaware and Pennsylvania with respect to water supply, treatment and distribution systems and the quality of water.

Government environmental regulatory agencies' regulations relating to water quality require us to perform expanded types of testing to ensure that our water meets state and federal water quality requirements. We are subject to EPA regulations under the Federal Safe Drinking Water Act, which include the Lead and Copper Rule, the maximum contaminant levels established for various volatile organic compounds, the Federal Surface Water Treatment Rule and the Total Coliform Rule. There are also similar NJDEP regulations for our New Jersey water systems. The NJDEP, DEDPH and PADEP monitor our activities and review the results of water quality tests that we perform for adherence to applicable regulations. In addition, Government Environmental Regulatory Agencies are continually reviewing regulations governing the limits of certain organic compounds found in the water as byproducts of treatment.

We are also subject to regulations related to fire protection services in New Jersey and Delaware. In New Jersey there is no state-wide fire protection regulatory agency. However, New Jersey regulations exist as to the size of piping required regarding the provision of fire protection services. In Delaware, fire protection is regulated statewide by the Office of State Fire Marshal.

The cost of compliance with the water and wastewater effluent quality standards depends in part on the limits set in the regulations and on the method selected to implement them. If new or more restrictive standards are imposed, the cost of compliance could be very high and have an adverse impact on our revenues and results of operations if we cannot recover those costs through our rates that we charge our customers. The cost of compliance with fire protection requirements could also be high and make us less profitable if we cannot recover those costs through our rates charged to our customers.

In addition, if we fail to comply with environmental or other laws and regulations to which our business is subject, we could be fined or subject to other sanctions, which could adversely impact our business or results of operations.

**We depend upon our ability to raise money in the capital markets to finance some of the costs of complying with laws and regulations, including environmental laws and regulations or to pay for some of the costs of improvements to or the expansion of our utility system assets. Our regulated utility companies cannot issue debt or equity securities without regulatory approval.**

We require financing to fund the ongoing capital program for the improvement of our utility system assets and for planned expansion of those systems. We expect to spend approximately \$88 million for capital projects through 2016. We must obtain regulatory approval to sell debt or equity securities to raise money for these projects. If sufficient capital is not available or the cost of capital is too high, or if the regulatory authorities deny a petition of ours to sell debt or equity securities, we may not be able to meet the costs of complying with environmental laws and regulations or the costs of improving and expanding our utility system assets to the level we believe necessary. This might result in the imposition of fines or restrictions on our operations and may curtail our ability to improve upon and expand our utility system assets.

**We rely on our information technology systems to help manage our operations.**

Our information technology systems require periodic modifications, upgrades and or replacement which subject us to costs and risks including potential disruption of our internal control structure, substantial capital expenditures, additional administration and operating expenses, retention of sufficiently skilled personnel to implement and operate existing or new systems, and other risks and costs of delays or difficulties in transitioning to new systems or of integrating new systems into our current systems. In addition, challenges implementing new technology systems may cause disruptions in our business operations and have an adverse effect on our business operations, if not anticipated and appropriately mitigated.

We rely on our computer, information and communications technology systems in connection with the operation of our business, especially with respect to customer service and billing, accounting and, in some cases, the monitoring and operation of our operating facilities. Our computer and communications systems and operations could be damaged or interrupted by natural disasters, power loss and internet, telecommunications or data



network failures or acts of war or terrorism or similar events or disruptions. Any of these or other events could cause system interruption, delays and loss of critical data or, impede aspects of operations and therefore, adversely affect our financial results.

There have been an increasing number of cyber security incidents on companies around the world, which have caused operational failures or compromised sensitive corporate data. Although we do not believe our systems are at a materially greater risk of cyber incidents than other similar organizations, such cyber security incidents may result in the loss or compromise of customer, financial or operational data, disruption of billing, collections or normal field service activities, disruption of electronic monitoring and control of operational systems and delays in financial reporting and other management functions. Possible impacts associated with a cyber incident may include remediation costs related to lost, stolen, or compromised data, repairs to data processing systems, increased cyber security protection costs, adverse effects on our compliance with regulatory and environmental laws and regulation, including standards for drinking water, litigation and reputational damage.

**Weather conditions and overuse of underground aquifers may interfere with our sources of water, demand for water services and our ability to supply water to customers.**

Our ability to meet the existing and future water demands of our customers depends on an adequate supply of water. Unexpected conditions may interfere with our water supply sources. Drought and overuse of underground aquifers may limit the availability of ground and/or surface water. Freezing weather may also contribute to water transmission interruptions caused by water main breakage. Any interruption in our water supply could cause a reduction in our revenue and profitability. These factors might adversely affect our ability to supply water in sufficient quantities to our customers. Governmental drought restrictions might result in decreased use of water services and can adversely affect our revenue and earnings.

**Our business is subject to seasonal fluctuations, which could affect demand for our water service and our revenues.**

Demand for our water during the warmer months is generally greater than during cooler months due primarily to additional consumption of water in connection with irrigation systems, swimming pools, cooling systems and other outdoor water use. Throughout the year, and particularly during typically warmer months, demand may vary with temperature and rainfall levels. In the event that temperatures during the typically warmer months are cooler than normal, or if there is more rainfall than normal, the demand for our water may decrease and adversely affect our revenues.

**Our water sources may become contaminated by naturally-occurring or man-made compounds and events. This may cause disruption in services and impose costs to restore the water to required levels of quality.**

Our sources of water may become contaminated by naturally-occurring or man-made compounds and events. In the event that our water supply is contaminated, we may need to interrupt the use of that water supply until we are able to install treatment equipment or substitute the flow of water from an uncontaminated water source through our transmission and distribution systems, where possible. We may also incur significant costs in treating the contaminated water through the use of our current treatment facilities, or development of new treatment methods. Our inability to substitute water supply from an uncontaminated water source, or to adequately treat the contaminated water source in a cost-effective manner, may reduce our revenues and make us less profitable.

**We face competition from other water and wastewater utilities and service providers which might hinder our growth and reduce our profitability.**

We face risks of competition from other utilities authorized by federal, state or local agencies. Once a state utility regulator grants a franchise to a utility to serve a specific territory, that utility effectively has an exclusive right to service that territory. Although a new franchise offers some protection against competitors, the pursuit of franchises is competitive, especially in Delaware, where new franchises may be awarded to utilities based upon competitive negotiation. Competing utilities have challenged, and may challenge in the future, our applications

for new franchises. Also, third parties entering into long-term agreements to operate municipal systems might adversely affect our long-term agreements to supply water on a contract basis to municipalities, which could adversely affect our results.

**We have long-term contractual obligations for water, wastewater and storm water system operation and maintenance under which we may incur costs in excess of payments received.**

USA-PA operates and maintains the water and wastewater systems of Perth Amboy under a 20-year contract expiring in 2018. USA operates and maintains the water, wastewater and storm water systems of Avalon under a 10-year contract expiring in 2022. These contracts do not protect us against incurring costs in excess of revenues we earn pursuant to the contracts. There can be no absolute assurance that we will not experience losses resulting from these contracts. Losses under these contracts, or our failure or inability to perform, may have a material adverse effect on our financial condition and results of operations.

**We serve as guarantor of performance of an unaffiliated company that will design, construct and operate a leachate pretreatment facility at the Monmouth County Reclamation Center in Tinton Falls, New Jersey**

Middlesex entered into agreements, expiring in 2028, with Applied Water Management, Inc. (AWM), Natural Systems Utilities, LLC, the parent company of AWM, and the County of Monmouth, New Jersey (Monmouth County) for the design, construction and operation of a leachate pretreatment facility at the Monmouth County Reclamation Center in Tinton Falls, New Jersey. Under the terms of the agreements, AWM will obtain permits, design, build and operate the landfill leachate pretreatment facility and Middlesex will serve in the role of guarantor of AWM's performance on the project (the Guaranty), in addition to providing operational support. Construction of the facility is being financed by Monmouth County and is expected to begin in the third quarter of 2014. If asked to perform under the Guaranty, Middlesex could be required to fulfill the construction and operational commitments of AWM. There can be no absolute assurance that we will not experience losses if asked to perform under the Guaranty. Losses from performance under this Guaranty, or our failure or inability to perform, may have a material adverse effect on our financial condition and results of operations.

**An important element of our growth strategy is the acquisition of water and wastewater assets, operations, contracts or companies. Any pending or future acquisitions we decide to undertake may involve risks.**

The acquisition and/or operation of water and wastewater systems is an important element in our growth strategy. This strategy depends on identifying suitable opportunities and reaching mutually agreeable terms with acquisition candidates or contract partners. These negotiations, as well as the integration of acquired businesses, could require us to incur significant costs and cause diversion of our management's time and resources. Further, acquisitions may result in dilution of our equity securities, incurrence of debt and contingent liabilities, fluctuations in quarterly results and other related expenses. In addition, the assets, operations, contracts or companies we acquire may not achieve the sales and profitability expected.

**The current concentration of our business in central New Jersey and Delaware makes us susceptible to any adverse development in local regulatory, economic, demographic, competitive and weather conditions.**

Our New Jersey water and wastewater businesses provide services to customers who are located primarily in eastern Middlesex County, New Jersey. Water service is provided under wholesale contracts to the Townships of Edison and Marlboro, the Borough of Highland Park, the Old Bridge Municipal Utilities Authority, and the City of Rahway in Union County, New Jersey. We also provide water and wastewater services to customers in the State of Delaware. Our revenues and operating results are therefore subject to local regulatory, economic, demographic, competitive and weather conditions in a relatively concentrated geographic area. A change in any of these conditions could make it more costly or difficult for us to conduct our business. In addition, any such change would have a disproportionate effect on us, compared to water utility companies that do not have such a geographic concentration.

**The necessity for ongoing security has and may continue to result in increased operating costs.**

Because of continuing physical and operational threats to the health and security of the United States of America, we employ procedures to review and modify, as necessary, security measures at our facilities. We provide ongoing training and communications to our employees about threats to our water supply, our assets and related systems and our employees' personal safety. Security measures include, but are not limited to, protocols regarding delivery and handling of certain chemicals used in our business. We are at risk for terrorist attacks and have incurred, and will continue to incur, costs for security measures to protect against such risks.

**Our ability to achieve growth in our market area is dependent on the residential building market. Housing starts impact our rate of growth and therefore, may not meet our expectations.**

We expect our revenues to increase from customer growth for our regulated water and wastewater operations as a result of anticipated construction and sale of new housing units. If housing starts decline, or do not increase as we have projected, as a result of economic conditions or otherwise, the timing and extent of our revenue growth may not meet our expectations, our deferred project costs may not produce revenue-generating projects in the timeframes anticipated and our financial results could be negatively impacted.

**There can be no assurance that we will continue to pay dividends in the future or, if dividends are paid, that they will be in amounts similar to past dividends.**

We have paid dividends on our common stock each year since 1912 and have increased the amount of dividends paid each year since 1973. Our earnings, financial condition, capital requirements, applicable regulations and other factors, including the timeliness and adequacy of rate increases, will determine both our ability to pay dividends and the amount of those dividends. There can be no assurance that we will continue to pay dividends in the future or, if dividends are paid, that they will be in amounts similar to past dividends.

**If we are unable to pay the principal and interest on our indebtedness as it comes due or we default under certain other provisions of our loan documents, our indebtedness could be accelerated and our results of operations and financial condition could be adversely affected.**

Our ability to pay the principal and interest on our indebtedness as it comes due will depend upon our current and future performance. Our performance is affected by many factors, some of which are beyond our control.

We believe cash generated from operations and, if necessary, borrowings under existing credit facilities, will be sufficient to enable us to make our debt payments as they become due. If, however, we do not generate sufficient cash, we may be required to refinance our obligations or sell additional equity, which may be on terms that are not as favorable to us as we desire.

No assurance can be given that any refinancing or sale of equity will be possible when needed or that we will be able to negotiate acceptable terms. In addition, our failure to comply with certain provisions contained in our trust indentures and loan agreements relating to our outstanding indebtedness could lead to a default under these documents, which could result in an acceleration of our indebtedness.

**We depend significantly on the services of the members of our senior management team, and the departure of any of those persons could cause our operating results to suffer.**

Our success depends significantly on the continued individual and collective contributions of our senior management team. If we lose the services of any member of our senior management or are unable to hire and retain experienced management personnel, our operating results could be negatively impacted.

**We are subject to anti-takeover measures that may be used by existing management to discourage, delay or prevent changes of control that might benefit non-management shareholders.**

Subsection 10A of the New Jersey Business Corporation Act, known as the New Jersey Shareholders Protection Act, applies to us. The Shareholders Protection Act deters merger proposals, tender offers or other attempts to

effect changes in control that are not approved by our Board of Directors. In addition, we have a classified Board of Directors, which means only one-third of the Directors are elected each year. A classified Board can make it more difficult for an acquirer to gain control by voting its candidates onto the Board of Directors and may also deter merger proposals and tender offers. Our Board of Directors also has the ability, subject to obtaining NJBPU approval, to issue one or more series of preferred stock having such number of shares, designation, preferences, voting rights, limitations and other rights as the Board of Directors may fix. This could be used by the Board of Directors to discourage, delay or prevent an acquisition that the Board of Directors determines is not in the best interest of the common stockholders.

**ITEM 1B. UNRESOLVED STAFF COMMENTS.**

None.



## **ITEM 2. PROPERTIES.**

### ***Utility Plant***

The water utility plant in our systems consist of source of supply, pumping, water treatment, transmission and distribution, general facilities and all appurtenances, including all connecting pipes.

The wastewater utility plant in our systems consist of pumping, treatment, collection mains, general facilities and all appurtenances, including all connecting pipes.

### ***Middlesex System***

The Middlesex System's principal source of surface supply is the Delaware & Raritan Canal owned by the State of New Jersey and operated as a water resource by the NJWSA.

Water is withdrawn from the Delaware & Raritan Canal at New Brunswick, New Jersey through our intake and pumping station, located on state-owned land bordering the canal. Water is transported through two raw water pipelines for treatment and distribution at our CJO Water Treatment Plant in Edison, New Jersey.

The CJO Water Treatment Plant includes chemical storage and chemical feed equipment, two dual rapid mixing basins, four upflow clarifiers which are also called superpulvators, four underground reinforced chlorine contact tanks, twelve rapid filters containing gravel, sand and anthracite for water treatment and a steel washwater tank. The CJO Water Treatment Plant also includes a computerized Supervisory Control and Data Acquisitions system to monitor and control the CJO Water Treatment Plant and the water supply and distribution system in the Middlesex System. There is an on-site State certified laboratory capable of performing bacteriological, chemical, process control and advanced instrumental chemical sampling and analysis. The firm design capacity of the CJO Water Treatment Plant is 55 mgd (60 mgd maximum capacity). The five electric motor-driven, vertical turbine pumps presently installed have an aggregate capacity of 85 mgd.

In addition, there is a 15 mgd auxiliary pumping station located at the CJO Water Treatment Plant location. It has a dedicated substation and emergency power supply provided by a diesel-driven generator. It pumps from the 10 million gallon distribution storage reservoir directly into the distribution system.

The transmission and distribution system is comprised of 740 miles of mains and includes 23,200 feet of 48-inch reinforced concrete transmission main connecting the CJO Water Treatment Plant to our distribution pipe network and related storage facilities. Also included is a 58,600 foot transmission main and a 38,800 foot transmission main, augmented with a long-term, non-exclusive agreement with the East Brunswick system to transport water to several of our contract customers.

The Middlesex System's storage facilities consist of a 10 million gallon reservoir at the CJO Water Treatment Plant, 5 million gallon and 2 million gallon reservoirs in Edison (Grandview), a 5 million gallon reservoir in Carteret (Eborn) and a 2 million gallon reservoir at the Park Avenue Well Field.

In New Jersey, we own the properties on which the Middlesex System's 31 wells are located, the properties on which our storage tanks are located as well as the property where the CJO Water Treatment Plant is located. We also own our headquarters complex located at 1500 Ronson Road, Iselin, New Jersey, consisting of a 27,000 square foot office building and an adjacent 16,500 square foot maintenance facility.

### ***Tidewater System***

The Tidewater System is comprised of 83 production plants that vary in pumping capacity from 46,000 gallons per day to 1.0 mgd. Water is transported to our customers through 632 miles of transmission and distribution mains. Storage facilities include 43 tanks, with an aggregate capacity of 6.0 million gallons. Our Delaware operations are managed from Tidewater's offices in Dover, Delaware. The Delaware office property, located on an eleven-acre parcel owned by White Marsh, consists of two office buildings totaling approximately 17,000 square feet. In addition, Tidewater maintains a field operations center servicing its largest service territory area in

Sussex County, Delaware. The operations center is located on a 2.9 acre parcel owned by White Marsh, and consists of one building totaling approximately 5,300 square feet.

#### ***Pinelands System***

Pinelands Water owns well site and storage properties in Southampton Township, New Jersey. The Pinelands Water storage facility is a 1.2 million gallon standpipe. Water is transported to our customers through 18 miles of transmission and distribution mains.

#### ***Pinelands Wastewater System***

Pinelands Wastewater owns a 12 acre site on which its 0.5 million gallons per day capacity tertiary treatment plant and connecting pipes are located. Its wastewater collection system is comprised of approximately 24 miles of sewer lines.

#### ***Bayview System***

Bayview owns two well sites, which are located in Downe Township, Cumberland County, New Jersey. Water is transported to its customers through our 4.2 mile distribution system.

#### ***TESI System***

The TESI System is comprised of eight wastewater treatment systems in Southern Delaware. The treatment plants provide clarification, sedimentation, and disinfection. The combined total capacity of the plants is 0.7 mgd. TESI's wastewater collection system is comprised of approximately 41.8 miles of sewer lines.

#### ***Twin Lakes System***

Twin Lakes owns two well sites, which are located in the Township of Shohola, Pike County, Pennsylvania. Water is transported to our customers through 3.7 miles of distribution mains.

#### ***USA-PA, USA and White Marsh***

Our non-regulated subsidiaries, namely USA-PA, USA and White Marsh, do not own utility plant property.

### **ITEM 3. LEGAL PROCEEDINGS.**

The Company is a defendant in lawsuits in the normal course of business. We believe the resolution of pending claims and legal proceedings will not have a material adverse effect on the Company's consolidated financial statements.

### **ITEM 4. MINE SAFETY DISCLOSURES.**

Not applicable.

## PART II

### ITEM 5. MARKET FOR THE REGISTRANT'S COMMON EQUITY, RELATED STOCKHOLDER MATTERS AND ISSUER PURCHASES OF EQUITY SECURITIES.

The Company's common stock is traded on the NASDAQ Stock Market, LLC, under the symbol MSEX. The following table shows the range of high and low share prices per share for the common stock and the dividend paid to shareholders in such quarter. As of December 31, 2013, there were 1,859 holders of record.

<u>2013</u>	<u>High</u>	<u>Low</u>	<u>Dividend</u>
Fourth Quarter	\$22.14	\$20.06	\$0.1900
Third Quarter	\$22.46	\$19.66	\$0.1875
Second Quarter	\$20.00	\$18.58	\$0.1875
First Quarter	\$20.06	\$18.95	\$0.1875
<u>2012</u>	<u>High</u>	<u>Low</u>	<u>Dividend</u>
Fourth Quarter	\$19.59	\$17.48	\$0.1875
Third Quarter	\$19.64	\$18.40	\$0.1850
Second Quarter	\$19.00	\$18.00	\$0.1850
First Quarter	\$19.60	\$18.04	\$0.1850

The Company has paid dividends on its common stock each year since 1912. The payment of future dividends is contingent upon the future earnings of the Company, its financial condition and other factors deemed relevant by the Board of Directors at its discretion.

If four or more quarterly dividends are in arrears, the preferred shareholders, as a class, are entitled to elect two members to the Board of Directors in addition to Directors elected by holders of the common stock. In the event dividends on the preferred stock are in arrears, no dividends may be declared or paid on the common stock of the Company.

The Company periodically issues shares of common stock in connection with its Dividend Reinvestment and Common Stock Purchase Plan (the DRP). The Company raised approximately \$1.7 million through the issuance of 0.1 million shares under the DRP during 2013.

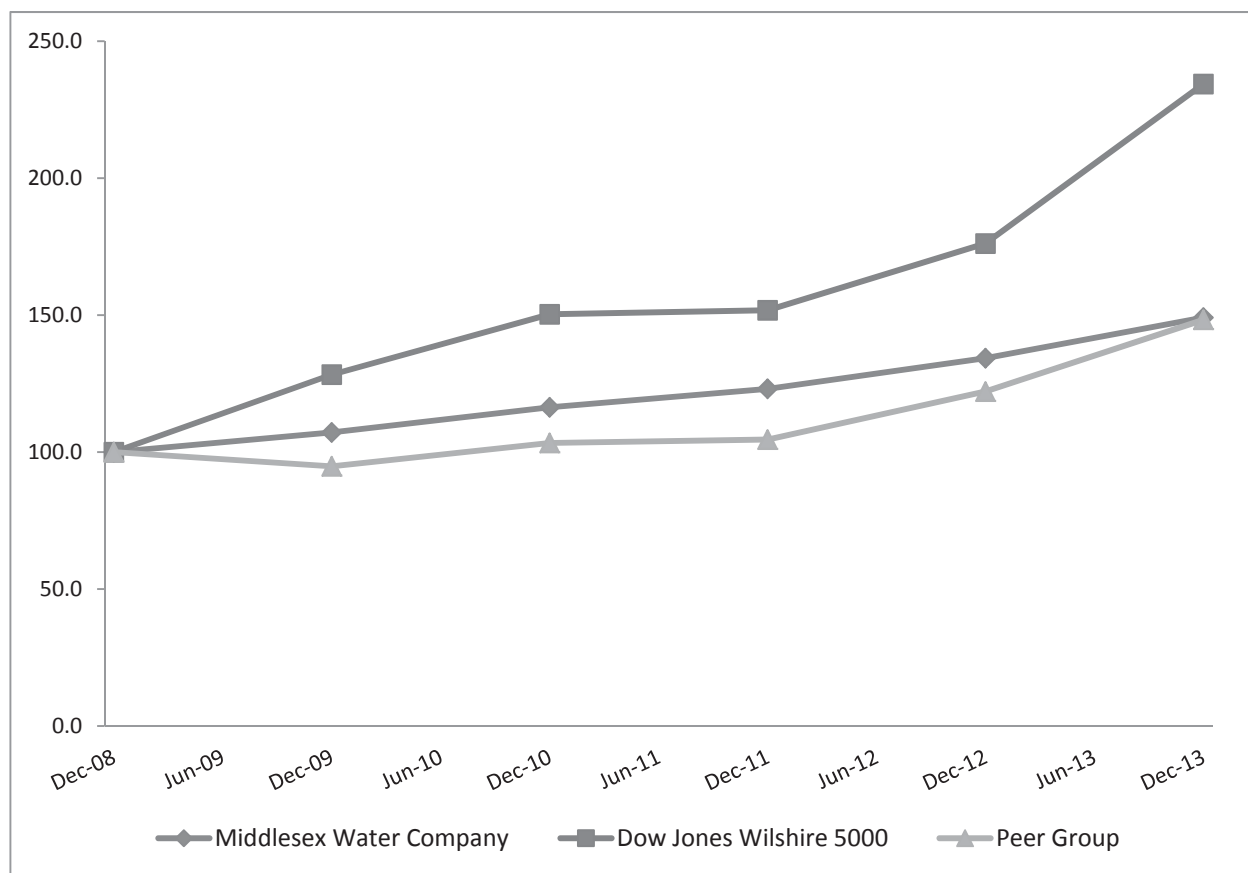
The Company has a stock compensation plan for certain management employees (the 2008 Restricted Stock Plan). The Company maintains an escrow account for 0.1 million awarded shares of the Company's common stock for the 2008 Restricted Stock Plan. Such stock is subject to an agreement requiring forfeiture by the employee in the event of termination of employment within five years of the award other than as a result of retirement, death, disability or change in control. The maximum number of shares authorized for grant under the 2008 Restricted Stock Plan is 0.3 million shares and 0.2 million shares remain available for future awards under the 2008 Restricted Stock Plan.

The Company has a stock compensation plan for its outside directors (the Outside Director Stock Compensation Plan). In 2013, 5,432 shares of common stock were granted and issued to the Company's outside directors under the Outside Director Stock Compensation Plan. The maximum number of shares authorized for grant under the Outside Director Stock Compensation Plan is 100,000. 81,997 shares remain available for future grants under the Outside Director Stock Compensation Plan.

Set forth below is a line graph comparing the yearly change in the cumulative total return (which includes reinvestment of dividends) of a \$100 investment for the Company's common stock, a peer group of investor-owned water utilities, and the Dow Jones Wilshire 5000 Stock Index for the period of five years commencing December 31, 2008. The Dow Jones Wilshire 5000 Stock Index measures the performance of all U.S. headquartered equity securities with readily available price data.

### COMPARISON OF 5 YEAR CUMULATIVE TOTAL RETURN

Among Middlesex Water Company, the Dow Jones Wilshire 5000 Stock Index and a Peer Group\*



\* Peer group includes American States Water Company, Artesian Resources Corp., California Water Service Company, Connecticut Water Service, Inc., SJW Corp., York Water Company and Middlesex.

	December 31,					
	<u>2008</u>	<u>2009</u>	<u>2010</u>	<u>2011</u>	<u>2012</u>	<u>2013</u>
Middlesex Water Company	100.00	107.19	116.36	123.09	134.28	149.12
Dow Jones Wilshire 5000 Stock Index	100.00	128.30	150.33	151.79	176.17	234.41
Peer Group	100.00	94.82	103.35	104.57	122.12	148.34



**ITEM 6. SELECTED FINANCIAL DATA.****CONSOLIDATED SELECTED FINANCIAL DATA****(Thousands Except per Share Data)**

	<b>2013</b>	<b>2012</b>	<b>2011</b>	<b>2010</b>	<b>2009</b>
Operating Revenues	<b>\$ 114,846</b>	<b>\$ 110,379</b>	<b>\$ 102,069</b>	<b>\$ 102,735</b>	<b>\$ 91,243</b>
Operating Expenses:					
Operations and Maintenance	<b>60,748</b>	<b>60,458</b>	<b>56,634</b>	<b>55,481</b>	<b>52,348</b>
Depreciation	<b>10,988</b>	<b>10,409</b>	<b>9,746</b>	<b>9,244</b>	<b>8,559</b>
Other Taxes	<b>12,140</b>	<b>11,865</b>	<b>11,488</b>	<b>11,413</b>	<b>10,175</b>
Total Operating Expenses	<b>83,876</b>	<b>82,732</b>	<b>77,868</b>	<b>76,138</b>	<b>71,082</b>
Operating Income	<b>30,970</b>	<b>27,647</b>	<b>24,201</b>	<b>26,597</b>	<b>20,161</b>
Other Income, Net	<b>91</b>	<b>857</b>	<b>2,149</b>	<b>1,444</b>	<b>1,726</b>
Interest Charges	<b>5,807</b>	<b>6,725</b>	<b>6,376</b>	<b>6,925</b>	<b>6,750</b>
Income Taxes	<b>8,621</b>	<b>7,383</b>	<b>6,527</b>	<b>6,786</b>	<b>5,160</b>
Net Income	<b>16,633</b>	<b>14,396</b>	<b>13,447</b>	<b>14,330</b>	<b>9,977</b>
Preferred Stock Dividend	<b>190</b>	<b>206</b>	<b>206</b>	<b>207</b>	<b>208</b>
Earnings Applicable to Common Stock	<b>\$ 16,443</b>	<b>\$ 14,190</b>	<b>\$ 13,241</b>	<b>\$ 14,123</b>	<b>\$ 9,769</b>
Earnings per Share:					
Basic	<b>\$ 1.04</b>	<b>\$ 0.90</b>	<b>\$ 0.85</b>	<b>\$ 0.96</b>	<b>\$ 0.73</b>
Diluted	<b>\$ 1.03</b>	<b>\$ 0.90</b>	<b>\$ 0.84</b>	<b>\$ 0.96</b>	<b>\$ 0.72</b>
Average Shares Outstanding:					
Basic	<b>15,868</b>	<b>15,733</b>	<b>15,615</b>	<b>14,654</b>	<b>13,454</b>
Diluted	<b>16,110</b>	<b>15,995</b>	<b>15,877</b>	<b>14,916</b>	<b>13,716</b>
Dividends Declared and Paid	<b>\$ 0.753</b>	<b>\$ 0.743</b>	<b>\$ 0.733</b>	<b>\$ 0.723</b>	<b>\$ 0.713</b>
Total Assets	<b>\$ 530,341</b>	<b>\$ 561,726</b>	<b>\$ 537,536</b>	<b>\$ 489,185</b>	<b>\$ 458,086</b>
Convertible Preferred Stock	<b>\$ 1,806</b>	<b>\$ 2,273</b>	<b>\$ 2,273</b>	<b>\$ 2,273</b>	<b>\$ 2,273</b>
Long-term Debt	<b>\$ 129,798</b>	<b>\$ 131,467</b>	<b>\$ 132,167</b>	<b>\$ 133,844</b>	<b>\$ 124,910</b>

**ITEM 7. MANAGEMENT'S DISCUSSION AND ANALYSIS OF FINANCIAL CONDITION AND RESULTS OF OPERATION.**

The following discussion of the Company's historical results of operations and financial condition should be read in conjunction with the Company's consolidated financial statements and related notes.

**Management's Overview****Operations**

Middlesex Water Company (Middlesex) has operated as a water utility in New Jersey since 1897, in Delaware through our wholly-owned subsidiary, Tidewater Utilities, Inc. (Tidewater), since 1992 and in Pennsylvania through our wholly-owned subsidiary, Twin Lakes Utilities, Inc. (Twin Lakes), since 2009. We are in the business of collecting, treating and distributing water for domestic, commercial, municipal, industrial and fire protection purposes. We also operate two New Jersey municipal water and wastewater systems under contract and provide regulated wastewater services in New Jersey and Delaware through our subsidiaries. We are regulated as to rates charged to customers for water and wastewater services, as to the quality of water service we provide and as to certain other matters in New Jersey, Delaware and Pennsylvania. Only our Utility Service Affiliates, Inc. (USA), Utility Service Affiliates (Perth Amboy), Inc. (USA-PA) and White Marsh Environmental Services, Inc. (White Marsh) subsidiaries are not regulated utilities.

Our New Jersey water utility system (the Middlesex System) provides water services to approximately 60,000 retail customers, primarily in central New Jersey. The Middlesex System also provides water service under contract to municipalities in central New Jersey with a total population of approximately 219,000. We also have an investment in a joint venture, Ridgewood Green RME, LLC, that operates facilities to optimize the production of electricity at the Village of Ridgewood, New Jersey wastewater treatment plant and other municipal facilities. In partnership with our subsidiary, USA-PA, we operate the water supply system and wastewater system for the City of Perth Amboy, New Jersey (Perth Amboy). Our Bayview subsidiary provides water services in Downe Township, New Jersey. Our other New Jersey subsidiaries, Pinelands Water Company (Pinelands Water) and Pinelands Wastewater Company (Pinelands Wastewater) (collectively, Pinelands), provide water and wastewater services to residents in Southampton Township, New Jersey.

USA offers residential customers in New Jersey and Delaware water service line and sewer lateral maintenance programs (LineCare). USA entered into a marketing agreement (the Agreement), expiring in 2021, with HomeServe USA (HomeServe), a leading provider of home maintenance service programs to service, develop and grow USA's LineCare customer base. USA receives a service fee for the billing, cash collection and other administrative matters associated with HomeServe's service contracts. On July 1, 2012, USA began service to the Borough of Avalon, New Jersey (Avalon) under a ten-year operations and maintenance contract for the Avalon water utility, sewer utility and storm water system. In addition to performing the day to day operations, USA is responsible for billing, collections, customer service, emergency responses and management of capital projects funded by Avalon. USA also provides unregulated water and wastewater services under contract with several New Jersey municipalities and an industrial customer.

Our Delaware subsidiaries, Tidewater and Southern Shores Water Company, LLC (Southern Shores), provide water services to approximately 39,000 retail customers in New Castle, Kent and Sussex Counties, Delaware. Tidewater's subsidiary, White Marsh, services approximately 3,500 customers in Kent and Sussex Counties through various operations and maintenance contracts.

Our Tidewater Environmental Services, Inc. (TESI) subsidiary provides wastewater services to approximately 3,100 residential retail customers in Kent and Sussex Counties, Delaware.

Our Pennsylvania subsidiary, Twin Lakes, provides water services to approximately 120 retail customers in the Township of Shohola, Pike County, Pennsylvania.

### ***Recent Developments***

**Middlesex and Tidewater Base Water Rate Filings** - In November 2013, Middlesex and Tidewater filed applications with the New Jersey Board of Public Utilities (NJBP) and Delaware Public Service Commission (DEPSC), respectively, seeking permission to increase their base water rates \$10.6 million per year and \$3.9 million per year, respectively. These requests were necessitated by capital investments made, or committed to be made, increased operations and maintenance costs and Middlesex industrial and wholesale customer losses. See "Rates" below for further discussion of these base water rate filings.

**Dover Air Force Base** - In September 2013, Tidewater entered into an agreement with the United States Department of Defense for the privatization of the water system of Dover Air Force Base (DAFB) in Dover, Delaware. Tidewater intends to provide DAFB with potable water service under a 50-year agreement and integrate the DAFB water system into its regulated utility operations, subject to DEPSC approval. The agreement allows Tidewater up to one year to obtain all necessary DEPSC approvals and transition the DAFB water system to Tidewater. If approved by the DEPSC, this service to DAFB would initially add approximately \$0.6 million of annual revenue.

**Monmouth County Reclamation Center** - In September 2013, Middlesex entered into agreements with Applied Water Management, Inc. (AWM), Natural Systems Utilities, LLC, the parent company of AWM, and the County of Monmouth, New Jersey (Monmouth County) for the design, construction and operation of a leachate pretreatment facility at the Monmouth County Reclamation Center in Tinton Falls, New Jersey. Under the terms of the agreements, AWM will obtain permits, design, build and operate the landfill leachate pretreatment facility and Middlesex will serve in the role of guarantor of AWM's performance on the project, in addition to providing operational support. Construction of the facility is being financed by Monmouth County and is expected to begin in the third quarter of 2014.

### ***Strategy for Growth***

Our strategy is focused on four key areas:

- Acquire investor- and municipally-owned water and wastewater utilities;
- Operate municipal and industrial water and wastewater systems under contract;
- Invest in renewable energy projects that are complementary to the provision of water and wastewater services, and to our core water and wastewater competencies; and
- Invest in other products, services and opportunities that complement our core water and wastewater competencies.

### ***Rates***

**Middlesex** - On November 8, 2013, Middlesex filed an application with the NJBPU seeking permission to increase its base water rates by approximately \$10.6 million per year. The request was necessitated by capital investments Middlesex has made, or has committed to make, increased operations and maintenance costs and lost revenues resulting from the ending of a wholesale water sales contract with the Borough of Sayreville, New Jersey (Sayreville) in August 2013 and Hess Corporation (Hess), Middlesex's largest retail water customer, ceasing its oil refining operations at its Port Reading, New Jersey facility in February 2013. We cannot predict whether the NJBPU will ultimately approve, deny, or reduce the amount of the request. A decision by the NJBPU is not expected until the third quarter of 2014.

Effective November 5, 2013, Middlesex implemented a NJBPU approved \$0.3 million Distribution System Improvement Charge (DSIC) rate increase, allowing Middlesex to recover costs for qualifying projects placed in service between March 1, 2013 and August 31, 2013. A DSIC is a rate-mechanism that allows water utilities to recover investment in capital improvements to their water distribution system made between base rate proceedings. The DSIC rate is allowed to increase in three subsequent six month periods for additional qualifying projects placed in service during those time periods. The maximum annual revenue allowed to be recovered is \$1.4 million.

In June 2013, the NJBPU approved a Middlesex request to defer approximately \$0.4 million of costs related to Superstorm Sandy, which occurred in October 2012. These costs include labor, outside contractor costs, fuel, generator rental and other directly related expenses resulting from storm damage mitigation, repair, clean-up and restoration activities. Middlesex has submitted claims for these costs through its insurance carrier and has received an initial payment of \$0.2 million. Middlesex is seeking recovery of Superstorm Sandy related costs not recovered through insurance (currently \$0.2 million) in its current base rate proceeding. Middlesex cannot predict whether the NJBPU will approve, in whole or in part, the recovery of Superstorm Sandy costs not covered by the insurance claim.

In April 2013, the NJBPU approved a Middlesex Petition to establish a Purchased Water Adjustment Clause and implement a tariff rate sufficient to recover increased costs of \$0.1 million to purchase untreated water from the New Jersey Water Supply Authority and treated water from a non-affiliated regulated water utility.

In July 2012, the NJBPU approved an \$8.1 million increase in Middlesex's annual base water rates. A base rate increase request of \$11.3 million was filed in January 2012 seeking recovery of increased costs of operations, chemicals, fuel, electricity, taxes, labor and benefits, and decreases in industrial and commercial customer demand patterns, as well as capital investment in utility plant.

**Tidewater** - On November 25, 2013, Tidewater filed an application with the DEPSC seeking permission to increase its base water rates by approximately \$3.9 million per year. The request was necessitated by capital investments Tidewater has made, or has committed to make, as well as increased operations and maintenance costs. We cannot predict whether the DEPSC will ultimately approve, deny, or reduce the amount of the request. A decision by the DEPSC is not expected until the second half of 2014. In connection with the rate increase application, Tidewater implemented a DEPSC approved 6.5% interim rate increase, subject to refund, on February 6, 2014. Concurrent with Tidewater's interim rate increase, Tidewater's DEPSC approved \$0.1 million annual DSIC rate reset to \$0.

In June 2012, the DEPSC approved a \$3.9 million increase in Tidewater's annual base water rates. A base rate increase request of \$6.9 million was filed in September 2011 seeking recovery of increased costs for operations, maintenance and taxes, as well as capital investment.

**TESI** - On October 1, 2013, TESI closed on its DEPSC-approved purchase of the wastewater utility assets of the Plantations development (the Plantations) for \$0.4 million and began providing wastewater services to the 600 residential customers in the Plantations in Delaware. Annual revenues for serving the Plantations are expected to be approximately \$0.2 million. Effective one year after acquisition, subject to completion of agreed-upon capital improvements to the Plantations wastewater system, TESI will be allowed to implement a 33.5% base wastewater rate increase.

In June 2012, the DEPSC approved a \$0.6 million increase in TESI's annual base wastewater rates, a portion of which is to be phased in through 2015. A base rate increase request of \$0.8 million was filed in July 2011 seeking recovery of increased operation and maintenance costs, as well as capital investment.

**Pinelands** - In March 2013, the NJBPU approved a combined \$0.2 million increase in Pinelands Water and Pinelands Wastewater's annual base water and wastewater revenues. In its initial request, filed in August 2012, Pinelands had sought an increase of \$0.3 million on a combined basis. The rate increase for the water service, which is approximately 50% of the approved increase, will be phased-in over one year.

**Southern Shores** - In June 2011, the DEPSC approved a multi-year agreement for a phased-in base water rate increase for Southern Shores. Under the terms of the agreement, which expires in 2020, customer rates will increase on January 1<sup>st</sup> of each year to generate additional annual revenue of \$0.1 million with each increase.

**Twin Lakes** - The Pennsylvania Public Utilities Commission (PAPUC) approved a \$0.1 million, three-year phased-in base water rate increase effective March 3, 2012. This increase was designed to recover capital investment in the upgrade and renovation of the Twin Lakes System, as well as increased operating costs.

### ***Outlook***

Revenues in 2014 are expected to be favorably impacted by Middlesex and Tidewater base water rate increases, (see "Rates" above for further discussion on Middlesex and Tidewater's base rate increase filings). Decisions by Middlesex's and Tidewater's respective regulators on these rate increase requests are not expected until the second half of 2014. In addition, revenues are expected to be favorably impacted by the full year effect of the Middlesex DSIC and TESI's Plantations acquisition.

Sayreville, one of Middlesex's wholesale contract customers, did not renew its contract for the purchase of water from Middlesex due to the expansion of a Sayreville-owned water treatment plant. In accordance with the terms, this contract remained in effect through August 12, 2013. Gross operating revenues from water sales to Sayreville amounted to \$1.3 million in 2013, a decrease of \$0.6 million from 2012. In addition, Hess,



Middlesex's largest retail water customer, ceased its oil refining operations at its Port Reading, New Jersey facility in February 2013. Water consumption at Hess's facilities has declined approximately 74%. Revenues from Hess amounted to \$1.1 million in 2013, a decrease of \$1.5 million from 2012. The effect of the loss of these customers was reflected in Middlesex's November 2013 base water rate increase request (see "*Rates*" above for further discussion on Middlesex's base water rate increase filings).

Ongoing economic conditions continue to negatively impact our customers' water consumption relative to historic levels, particularly the level of water usage by our commercial and industrial customers in our Middlesex system. We are unable to determine when these customers' water demands may fully return to previous levels, or if a reduced level of demand will continue indefinitely. We were given appropriate recognition for a portion of this decrease in customer consumption in Middlesex's July 2012 rate increases and we are seeking further recognition of this decrease in our current Middlesex base water rate proceeding.

Revenues and earnings are influenced by weather. Changes in usage patterns, as well as increases in capital expenditures and operating costs, are the primary factors in determining the need for rate increase requests. We continue to implement plans to further streamline operations and further reduce operating costs.

As a result of ongoing challenging economic conditions impacting the pace of new residential home construction, there may be an increase in the amount of preliminary survey and investigation (PS&I) costs that will not be currently recoverable in rates. If it is determined that recovery is unlikely, the applicable PS&I costs will be charged against income in the period of determination.

Improved performance in 2013 on our investment of retirement plan funds and a higher discount rate is expected to result in lower employee benefit plan expense and cash contributions in 2014. See Note 7 of the Notes to Consolidated Financial Statements for further discussion of Employee Benefit Plans.

Our ability to increase operating income and net income is based significantly on four factors: weather, adequate and timely rate relief, effective cost management, and customer growth. These factors are evident in the discussions below which compare our results of operations from prior years.

### **Operating Results by Segment**

The Company has two operating segments, Regulated and Non-Regulated. Our Regulated segment contributed approximately 88%, 89% and 90% of total revenues, and approximately 93%, 93% and 91% of net income for the years ended December 31, 2013, 2012 and 2011, respectively. The discussion of the Company's results of operations is on a consolidated basis, and includes significant factors by subsidiary. The segments in the tables included below are comprised of the following companies: Regulated- Middlesex, Tidewater, Pinelands, Southern Shores, TESI and Twin Lakes; Non-Regulated- USA, USA-PA, and White Marsh.

## Results of Operations in 2013 Compared to 2012

(In Millions)						
Years Ended December 31,						
	<u>2013</u>			<u>2012</u>		
	Non-			Non-		
	<u>Regulated</u>	<u>Regulated</u>	<u>Total</u>	<u>Regulated</u>	<u>Regulated</u>	<u>Total</u>
Revenues	\$100.7	\$14.1	\$114.8	\$97.8	\$12.6	\$110.4
Operations and maintenance expenses	49.4	11.4	60.8	50.1	10.4	60.5
Depreciation expense	10.8	0.2	11.0	10.2	0.2	10.4
Other taxes	11.8	0.3	12.1	11.6	0.3	11.9
<b>Operating income</b>	<b>\$28.7</b>	<b>\$2.2</b>	<b>\$30.9</b>	<b>\$25.9</b>	<b>\$1.7</b>	<b>\$27.6</b>
Other income, net	0.1	-	0.1	0.8	0.1	0.9
Interest expense	5.7	0.1	5.8	6.6	0.1	6.7
Income taxes	7.6	1.0	8.6	6.6	0.8	7.4
<b>Net income</b>	<b>\$15.5</b>	<b>\$1.1</b>	<b>\$16.6</b>	<b>\$13.5</b>	<b>\$0.9</b>	<b>\$14.4</b>

### Operating Revenues

Operating revenues for the year ended December 31, 2013 increased \$4.4 million from the same period in 2012. This increase was primarily related to the following factors:

- Middlesex System revenues increased \$1.7 million due to:
  - Sales to general meter service (GMS) customers increased by \$1.6 million primarily due to the July 2012 base water rate increase and partially offset by decreased GMS customer demand resulting from:
    - Greater than expected precipitation events during the second and third quarters of 2013;
    - Hess, Middlesex's largest GMS customer, ceasing its oil refining operations at its Port Reading, New Jersey facility in February 2013 (see discussion in “Rates” and “Outlook” above);
  - Contract Sales to municipalities were consistent with 2012, primarily due to the July 2012 base water rate increase offset by the loss of Sayreville as a customer in August 2013 (see discussion in “Rates” and “Outlook” above); and
  - Operating revenues for all other categories increased \$0.1 million;
- Tidewater System revenues increased \$0.8 million, primarily due to:
  - Increased fixed service charges and increased fees from new water customer connections; and
  - The June 2012 implementation of the final component of its base water rate increase;
  - Partially offsetting the increases above was lower customer demand resulting from greater than expected precipitation events during the second and third quarters of 2013;
- USA’s revenues increased \$1.2 million, primarily due to revenues earned under our contract to operate the Avalon water utility, sewer utility and storm water system, which commenced in July 2012;
- USA-PA’s revenues increased \$0.3 million, primarily from scheduled increases in the fixed fees paid under contract with the City of Perth Amboy;
- TESI’s revenues increased \$0.3 million, primarily due to the June 2012 base wastewater rate increase; and
- All other subsidiaries’ revenues increased \$0.1 million.

### ***Operation and Maintenance Expense***

Operation and maintenance expenses for the year ended December 31, 2013 increased \$0.3 million from the same period in 2012. This increase was primarily related to the following factors:

- Labor costs increased \$0.6 million due to lower capitalized payroll in 2013 and higher average labor rates. These increases were partially offset by a workforce reduction in our Delaware operations in March 2012;
- Variable production costs increased \$0.6 million, primarily from higher water treatment costs due to increased precipitation in 2013 as compared to 2012;
- Expenditures for USA's contract operations serving Avalon, commencing July 1, 2012, resulted in a \$0.2 million increase in labor costs and a \$0.8 million increase in direct costs for billable supplemental services;
- Employee benefit expenses decreased \$2.0 million due primarily due to the amendment of the Other Benefits Plan which increases contributions by future retirees (see discussion in "*Critical Accounting Policies-Postretirement Benefit Plans*" below); and
- All other operation and maintenance expense categories increased \$0.1 million.

### ***Depreciation***

Depreciation expense for the year ended December 31, 2013 increased \$0.6 million from the same period in 2012 due to a higher level of utility plant in service.

### ***Other Taxes***

Other taxes for the year ended December 31, 2013 increased \$0.2 million from the same period in 2012, primarily due to increased revenue related taxes on higher taxable revenues in our Middlesex system.

### ***Other Income, net***

Other Income, net for the year ended December 31, 2013 decreased \$0.8 million from the same period in 2012, primarily due to costs incurred in 2013 related to potential projects at Middlesex and TESI, lower Allowance for Funds Used During Construction, resulting from lower average construction work in progress balances, and lower rental income partially offset by higher interest income.

### ***Interest Charges***

Interest charges for the year ended December 31, 2013 decreased \$0.9 million from the same period in 2012, primarily due to lower average interest rates on long-term debt, resulting from Middlesex's refinancing of \$57.5 million of First Mortgage Bonds in December 2012 and January 2013.

### ***Income Taxes***

Income taxes for the year ended December 31, 2013 increased \$1.2 million from the same period in 2012, due to increased operating income in 2013 as compared to 2012.

### ***Net Income and Earnings Per Share***

Net income for the year ended December 31, 2013 increased \$2.2 million from the same period in 2012. Basic and diluted earnings per share increased to \$1.04 and \$1.03, respectively, for the year ended December 31, 2013 as compared to \$0.90 for the year ended December 31, 2012.

## Results of Operations in 2012 Compared to 2011

(In Millions)						
Years Ended December 31,						
	<u>2012</u>			<u>2012</u>		
	Non-			Non-		
	<u>Regulated</u>	<u>Regulated</u>	<u>Total</u>	<u>Regulated</u>	<u>Regulated</u>	<u>Total</u>
Revenues	\$97.8	\$12.6	\$110.4	\$91.5	\$10.6	\$102.1
Operations and maintenance expenses	50.1	10.4	60.5	47.8	8.8	56.6
Depreciation expense	10.2	0.2	10.4	9.7	0.1	9.8
Other taxes	11.6	0.3	11.9	11.2	0.3	11.5
<b>Operating income</b>	<b>\$25.9</b>	<b>\$1.7</b>	<b>\$27.6</b>	<b>\$22.8</b>	<b>\$1.4</b>	<b>\$24.2</b>
Other income, net	0.8	0.1	0.9	1.2	0.9	2.1
Interest expense	6.6	0.1	6.7	6.3	0.1	6.4
Income taxes	6.6	0.8	7.4	5.5	1.0	6.5
<b>Net income</b>	<b>\$13.5</b>	<b>\$0.9</b>	<b>\$14.4</b>	<b>\$12.2</b>	<b>\$1.2</b>	<b>\$13.4</b>

### *Operating Revenues*

Operating revenues for the year ended December 31, 2012 increased \$8.3 million from the same period in 2011. This increase was attributable to the following factors:

- Middlesex System revenues increased \$2.7 million, primarily due to:
  - Sales to GMS customers increased by \$2.1 million, primarily due to the July 2012 base water rate increase; and
  - Contract Sales to Municipalities increased by \$0.6 million, primarily due to the July 2012 base water rate;
- Tidewater System revenues increased \$3.3 million, primarily due to interim and final base water rate increases that went into effect in November 2011 and June 2012, respectively, and increased connection fees;
- USA's revenues increased \$1.5 million, primarily due to revenues earned under contracts to operate the Avalon water utility, sewer utility and storm water systems and the Sunoco Eagle Point Biological Wastewater Treatment Facility, both of which commenced in 2012;
- USA-PA's revenues increased \$0.6 million, primarily from scheduled increases in the fixed fees paid under contract with Perth Amboy;
- Revenues in Southern Shores, TESI and Twin Lakes collectively increased \$0.3 million, primarily due to base rate increases that went into effect in 2012; and
- Revenues from all other subsidiaries decreased \$0.1 million.

### *Operation and Maintenance Expense*

Operation and maintenance expenses for the year ended December 31, 2012 increased \$3.8 million from the same period in 2011. This increase was related to the following factors:

- Employee benefit expenses increased \$2.6 million due to changes in certain postretirement benefit plan actuarial assumptions, including a lower discount rate and revised plan participant mortality factors, as well as a lower actual return on assets held in our retirement plan funds;
- Labor costs increased \$0.6 million due to higher average labor rates, additional personnel hired for USA's new contract operations serving Avalon and the Sunoco Eagle Point Biological Wastewater Treatment Facility and lower capitalized payroll. These increases were partially offset by a reduction of employee positions in our Delaware workforce and less overtime expended on emergency repairs;



- Expenditures for start-up activities and billable additional services under USA's new contract operations serving Avalon and the Sunoco Eagle Point Biological Wastewater Treatment Facility resulted in a \$0.5 million increase; and
- Operation and maintenance expenses for all other categories increased \$0.1 million.

### ***Depreciation***

Depreciation expense for the year ended December 31, 2012 increased \$0.7 million from the same period in 2011 due to a higher level of utility plant in service.

### ***Other Taxes***

Other taxes for the year ended December 31, 2012 increased \$0.4 million from the same period in 2011, primarily due to increased revenue related taxes on higher revenues in our Middlesex system.

### ***Other Income, net***

Other Income, net for the year ended December 31, 2012 decreased \$1.3 million from the same period in 2011, primarily due to a gain of \$0.7 million recognized in the third quarter of 2011 resulting from the sale of USA's LineCare contracts to HomeServe and lower Allowance for Funds Used During Construction, resulting from lower average construction work in progress balances.

### ***Interest Charges***

Interest charges for the year ended December 31, 2012 increased \$0.3 million from the same period in 2011, primarily due to higher average short and long term debt outstanding in 2012 as compared to 2011.

### ***Income Taxes***

Income taxes for the year ended December 31, 2012 increased \$0.9 million from the same period in 2011, due to increased operating income in 2012 as compared to 2011.

### ***Net Income and Earnings Per Share***

Net income for the year ended December 31, 2012 increased \$0.9 million from the same period in 2011. Basic and diluted earnings per share increased to \$0.90 for the year ended December 31, 2012 as compared to \$0.85 and \$0.84, respectively for the year ended December 31, 2011.

### ***Liquidity and Capital Resources***

Cash flows from operations are largely based on four factors: weather, adequate and timely rate increases, effective cost management and customer growth. The effect of those factors on net income is discussed in the Results of Operations section above.

For the year ended December 31, 2013, cash flows from operating activities increased \$4.2 million to \$33.8 million. Increased earnings and higher accounts payable, partially offset by higher income tax payments, were the primary reasons for the increase in cash flow. The \$33.8 million of net cash flow from operations enabled us to fund 100% of our utility plant expenditures internally for the period.

For the year ended December 31, 2012, cash flows from operating activities increased \$6.7 million to \$29.6 million. Increased earnings, lower receivables and timing of certain income tax payments were the primary reasons for the increase in cash flow. The \$29.6 million of net cash flow from operations enabled us to fund 100% of our utility plant expenditures internally for the period.

Increases in certain operating costs impact our liquidity and capital resources. Both Middlesex and Tidewater filed for base water rate increases in November 2013. There can be no assurances however, that their respective Utility Commissions will approve the pending base water rate increase requests in whole or in part or when the

decisions will be rendered. We continually monitor the need for timely rate filing to minimize the lag between the time we experience increased operating and capital costs and the time we receive appropriate rate relief.

### ***Capital Expenditures and Commitments***

To fund our capital program, we use internally generated funds, short term and long term debt borrowings and, when market conditions are favorable, proceeds from sales of common stock under our dividend reinvestment program (DRP) and offerings to the public.

The table below summarizes our estimated capital expenditures for the years 2014-2016.

	(Millions)			
	2014	2015	2016	2014-2016
Distribution System	\$ 18.0	\$ 16.1	\$ 16.5	\$ 50.6
Production System	10.2	14.2	6.3	30.7
Computer Systems	1.9	1.5	0.4	3.8
Other	1.3	0.8	0.7	2.8
<b>Total Estimated Capital Expenditures</b>	<b>\$ 31.4</b>	<b>\$ 32.6</b>	<b>\$ 23.9</b>	<b>\$ 87.9</b>

Our estimated capital expenditures for the items listed above are primarily comprised of the following:

- **Distribution System**-Projects associated with installation and relocation of water mains and service lines, construction of water storage tanks, installation and replacement of hydrants and meters and our RENEW Program, which is our initiative to clean and cement all unlined mains in the Middlesex System. In connection with our RENEW Program, we expect to spend \$4.0 million in 2014 and \$5.0 million in both 2015 and 2016.
- **Production System**-Projects associated with our water production and water treatment plants.
- **Computer Systems**-Purchase of hardware and software.
- **Other**-Purchase of vehicles and other transportation equipment, tools, furniture, laboratory equipment, security requirements and other general infrastructure needs.

The actual amount and timing of capital expenditures is dependent on customer growth, residential new home construction and sales and project scheduling.

To pay for our capital program in 2014, we plan on utilizing:

- Internally generated funds;
- Proceeds from the sale of common stock through the DRP;
- Funds available and held in trust under existing New Jersey State Revolving Fund (SRF) loans (currently, \$1.3 million) and Delaware SRF loans (currently, \$0.6 million) and, once the loan transactions are complete, proceeds from the 2014 New Jersey SRF program (\$4.0 million) and Tidewater's long-term debt financing plan (\$4.0 million-for further discussion, see "*Sources of Liquidity-Long-term Debt*" below). SRF programs provide low cost financing for projects that meet certain water quality and system improvement benchmarks;
- Short-term borrowings, if necessary, through \$60.0 million of available lines of credit with several financial institutions. As of December 31, 2013, we had \$28.5 million outstanding against the lines of credit.

### ***Sources of Liquidity***

**Short-term Debt.** The Company had established lines of credit aggregating \$60.0 million throughout 2013. At December 31, 2013, the outstanding borrowings under these credit lines were \$28.5 million at a weighted average interest rate of 1.47%.

The weighted average daily amounts of borrowings outstanding under the Company's credit lines and the weighted average interest rates on those amounts were \$27.7 million and \$25.5 million at 1.41% and 1.43% for the years ended December 31, 2013 and 2012, respectively.

**Long-term Debt.** Subject to regulatory approval, the Company periodically issues long-term debt to fund its investments in utility plant and other assets. To the extent possible, the Company finances qualifying capital projects under SRF loan programs in New Jersey and Delaware. These government programs provide financing at interest rates that are typically below rates available in the broader financial markets. A portion of the borrowings under the New Jersey SRF is interest-free. We participated in the New Jersey SRF loan program during 2013 and have qualified to participate in the 2014 New Jersey SRF program with an expected closing date in May 2014.

In May 2013, Middlesex borrowed \$3.9 million through the New Jersey Environmental Infrastructure Trust (NJEIT) under the New Jersey SRF loan program and issued First Mortgage Bonds (Bonds) designated as Series TT (\$2.9 million) and Series UU (\$1.0 million). The interest rate on the Series TT Bonds is zero and the interest rate on the Series UU Bonds ranges from 3.0% to 3.25% depending on the serial maturity date. The final maturity date for the Bonds is August 1, 2032. Proceeds may only be used for the Middlesex 2013 RENEW Program.

In November 2012, Middlesex completed the transaction for the redemption and refinance of \$57.5 million of Bonds. The Bonds were originally issued in five separate transactions or series under the loan program of the New Jersey Economic Development Authority (NJEDA) and were replaced with three new series of Bonds designated as Series QQ, RR and SS totaling \$55.4 million issued through the NJEDA, net of a \$2.2 million issuance premium. The restricted proceeds of the new Bonds were used to redeem \$51.5 million of the original Bonds in December 2012 and \$6.0 million of the original Bonds in January 2013. The NJEDA does not guarantee the debt. The tax-exempt nature of the interest paid to bondholders remains in place. The transaction was designed to extend the maturity date and reduce the interest cost for the underlying debt. Annual debt service expenses are expected to decline by approximately \$0.9 million.

In May 2012, Middlesex borrowed \$3.9 million through the New Jersey Environmental Infrastructure Trust under the New Jersey SRF loan program and issued Bonds designated as Series OO (\$3.0 million) and Series PP (\$0.9 million). The interest rate on the Series OO Bonds is zero and the interest rate on the Series PP Bonds ranges from 2.0% to 5.0% depending on the serial maturity date. The final maturity date for the Bonds is August 1, 2031. Proceeds were used for the Middlesex 2012 RENEW Program.

In March 2011, Tidewater closed on a \$2.8 million loan with the Delaware SRF program which allows, but does not obligate, Tidewater to draw against a General Obligation Note for a specific project. The interest rate on any draw will be set at 3.75% with a final maturity of July 1, 2031 on the amount actually borrowed. As of December 31, 2013, Tidewater has borrowed \$2.7 million against this loan and does not anticipate any future borrowings under this loan.

In March 2011, Southern Shores closed on a \$1.6 million loan with the Delaware SRF program, which allows, but does not obligate, Southern Shores to draw against a General Obligation Note for a specific project. The interest rate on any draw will be set at 3.75% with a final maturity of November 30, 2030 on the amount actually borrowed. As of December 31, 2013, Southern Shores has borrowed \$1.4 million against this loan and does not anticipate any future borrowings under this loan.

Tidewater expects to file an application with the DEPSC in March 2014, seeking approval of a \$12.0 million long-term debt financing plan. The proceeds would be used to pay down Tidewater's \$8.5 million balance against its short-term line of credit and to fund its 2014 capital program. Once the application is filed, it is anticipated that a decision will be issued by the DEPSC by June 2014.

Substantially all of the Utility Plant of the Company is subject to the lien of its mortgage, which includes debt service and capital ratio covenants. The Company is in compliance with all of its mortgage covenants and restrictions.

**Common Stock.** The Company periodically issues shares of common stock in connection with its DRP. The Company raised \$1.7 million through the issuance of 0.1 million shares under the DRP during 2013.

### ***Contractual Obligations***

In the course of normal business activities, the Company enters into a variety of contractual obligations and commercial commitments. Some of these items result in direct obligations on the Company's balance sheet while others are commitments, some firm and some based on uncertainties, which are disclosed in the Company's consolidated financial statements.

The table below presents our known contractual obligations for the periods specified as of December 31, 2013.

	<b>Payment Due by Period</b>				
	<b>(Millions of Dollars)</b>				
	Total	Less than 1 Year	2-3 Years	4-5 Years	More than 5 Years
Long-term Debt*	\$ 133.1	\$ 5.4	\$ 11.1	\$ 11.4	\$ 105.2
Notes Payable	28.5	28.5	-	-	-
Interest on Long-term Debt	85.4	5.6	10.6	9.7	59.5
Purchased Water Contracts	30.7	5.4	8.3	4.9	12.1
Wastewater Operations	26.9	5.1	10.7	11.1	-
<b>Total</b>	<b>\$ 304.6</b>	<b>\$ 50.0</b>	<b>\$ 40.7</b>	<b>\$ 37.1</b>	<b>\$ 176.8</b>

\*Does not include Premium on Long-term Debt

The table above does not reflect any anticipated cash payments for postretirement benefit plan obligations. The effect on the timing and amount of these payments resulting from potential changes in actuarial assumptions and returns on plan assets cannot be estimated. In 2013, the Company contributed \$6.3 million to its postretirement benefit plans and expects to contribute \$4.7 million in 2014.

### **Critical Accounting Policies and Estimates**

The application of accounting policies and standards often requires the use of estimates, assumptions and judgments. The Company regularly evaluates these estimates, assumptions and judgments, including those related to the calculation of pension and postretirement benefits, unbilled revenues, and the recoverability of certain assets, including regulatory assets. The Company bases its estimates, assumptions and judgments on historical experience and current operating environment. Changes in any of the variables that are used for the Company's estimates, assumptions and judgments may lead to significantly different financial statement results.

Our critical accounting policies are set forth below.

### ***Regulatory Accounting***

We maintain our books and records in accordance with accounting principles generally accepted in the United States of America. Middlesex and certain of its subsidiaries, which account for approximately 88% of Operating Revenues and 98% of Total Assets, are subject to regulation in the states in which they operate. Those companies are required to maintain their accounts in accordance with regulatory authorities' rules and guidelines, which may differ from other authoritative accounting pronouncements. In those instances, the Company follows the guidance in the Financial Accounting Standards Board Accounting Standards Codification Topic 980 *Regulated Operations* (Regulatory Accounting).



In accordance with Regulatory Accounting, costs and obligations are deferred if it is probable that these items will be recognized for rate-making purposes in future rates. Accordingly, we have recorded costs and obligations, which will be amortized over various future periods. Any change in the assessment of the probability of rate-making treatment will require us to change the accounting treatment of the deferred item. We have no reason to believe any of the deferred items that are recorded will be treated differently by the regulators in the future.

### ***Revenues***

Revenues from metered customers include amounts billed on a cycle basis and unbilled amounts estimated from the last meter reading date to the end of the accounting period. The estimated unbilled amounts are determined by utilizing factors which may include historical consumption usage, current weather patterns and economic conditions. Differences between estimated revenues and actual billings are recorded in a subsequent period.

Revenues from unmetered customers are billed at a fixed tariff rate in advance at the beginning of each service period and are recognized in revenue ratably over the service period.

Revenues from the Perth Amboy management contract are comprised of fixed and variable fees. Fixed fees, which have been set for the life of the contract, are billed monthly and recorded as earned. Variable fees, which are based on billings and other factors, are recorded upon approval of the amount by Perth Amboy. The variable fees are not a material component of the management contract.

Revenues from USA's operations and maintenance contract for the Avalon water utility, sewer utility and storm water system are fixed for the life of the contract, are billed monthly and recorded as earned. USA also provides services to Avalon in addition to the base services provided under the operation and maintenance contract. These additional services are recorded as earned and billed upon approval of Avalon.

### ***Postretirement Benefit Plans***

The costs for providing postretirement benefits are dependent upon numerous factors, including actual plan experience and assumptions of future experience. Future postretirement benefit plan obligations and expense will depend on future investment performance, changes in future discount rates and various other demographic factors related to the population participating in the Company's postretirement benefit plans, all of which can change significantly in future years.

We maintain a noncontributory defined benefit pension plan (Pension Plan) which covers all currently active employees who were hired prior to March 31, 2007. In addition, the Company maintains an unfunded supplemental plan for its executive officers.

The Company has a postretirement benefit plan other than pensions (Other Benefits Plan) for substantially all of its retired employees. Employees hired after March 31, 2007 are not eligible to participate in the Other Benefits Plan. Coverage includes healthcare and life insurance. Effective January 1, 2013, the Company has amended a provision of the Other Benefits Plan increasing the level of retiree contributions required towards the insurance premiums. Eligible employees retiring in 2013 and beyond will contribute a higher percentage towards their healthcare premiums. The amendment resulted in a \$10.2 million decrease in the Company's Employee Benefit Plans' Liability, and related Regulatory Asset, as of January 1, 2013.

The allocation by asset category of postretirement benefit plan assets at December 31, 2013 and 2012 is as follows:

<b><u>Asset Category</u></b>	<b><u>Pension Plan</u></b>		<b><u>Other Benefits Plan</u></b>		<b><u>Target</u></b>	<b><u>Range</u></b>
	<b><u>2013</u></b>	<b><u>2012</u></b>	<b><u>2013</u></b>	<b><u>2012</u></b>		
Equity Securities	65.4%	60.9%	47.8%	40.3%	60%	30-65%
Debt Securities	32.1%	32.9%	47.9%	53.0%	38%	25-70%
Cash	0.8%	6.0%	3.6%	5.9%	2%	0-10%
Real Estate/Commodities	<u>1.7%</u>	<u>0.2%</u>	<u>0.7%</u>	<u>0.8%</u>	0%	0%
Total	<u>100.0%</u>	<u>100.0%</u>	<u>100.0%</u>	<u>100.0%</u>		

The discount rate, compensation increase rate and long-term rate of return utilized for determining our postretirement benefit plans' future obligations as of December 31, 2013 are as follows:

	<b><u>Pension Plan</u></b>	<b><u>Other Benefits Plan</u></b>
Discount Rate	4.87%	4.87%
Compensation Increase	3.00%	3.00%
Long-term Rate of Return	7.50%	7.50%

For the 2013 valuation, costs and obligations for our Other Benefits Plan assumed a 9.0% annual rate of increase in the per capita cost of covered healthcare benefits in 2014 with the annual rate of increase declining 1.0% per year for 2015-2017 and 0.5% per year for 2018-2019, resulting in an annual rate of increase in the per capita cost of covered healthcare benefits of 5% by year 2019.

The following is a sensitivity analysis for certain actuarial assumptions used in determining projected benefit obligations (PBO) and expenses for our postretirement benefit plans:

#### ***Pension Plan***

<b><u>Actuarial Assumptions</u></b>	<b><u>Estimated Increase/ (Decrease) on PBO (000s)</u></b>	<b><u>Estimated Increase/ (Decrease) on Expense (000s)</u></b>
Discount Rate 1% Increase	\$ (7,556)	\$ (948)
Discount Rate 1% Decrease	9,499	1,160

#### ***Other Benefits Plan***

<b><u>Actuarial Assumptions</u></b>	<b><u>Estimated Increase/ (Decrease) on PBO (000s)</u></b>	<b><u>Estimated Increase/ (Decrease) on Expense (000s)</u></b>
Discount Rate 1% Increase	\$ (5,487)	\$ (715)
Discount Rate 1% Decrease	7,036	907
Healthcare Cost Trend Rate 1% Increase	6,008	1,206
Healthcare Cost Trend Rate 1% Decrease	(4,794)	(933)

The discount rates used at our December 31 measurement date for determining future postretirement benefit plans' obligations and costs are determined based on market rates for long-term, high-quality corporate bonds specific to our Pension Plan and Other Benefits Plan's asset allocation. The expected long-term rate of return for Pension Plan and Other Benefits Plan assets is determined based on historical returns and our asset allocation.

## **Recent Accounting Standards**

See Note 1(q) of the Notes to Consolidated Financial Statements for a discussion of recent accounting pronouncements.

### **ITEM 7A. QUALITATIVE AND QUANTITATIVE DISCLOSURES ABOUT MARKET RISK.**

We are exposed to market risk associated with changes in interest rates and commodity prices. The Company is subject to the risk of fluctuating interest rates in the normal course of business. Our policy is to manage interest rates through the use of fixed rate long-term debt and, to a lesser extent, short-term debt. The Company's interest rate risk related to existing fixed rate, long-term debt is not material due to the term of the majority of our First Mortgage Bonds, which have final maturity dates ranging from 2018 to 2047. Over the next twelve months, approximately \$5.4 million of the current portion of 38 existing long-term debt instruments will mature. Applying a hypothetical change in the rate of interest charged by 10% on those borrowings, would not have a material effect on our earnings.

Our risks associated with commodity price increases for chemicals, electricity and other commodities are reduced through contractual arrangements and the ability to recover price increases through rates. Non-performance by these commodity suppliers could have a material adverse impact on our results of operations, financial position and cash flows.

We are exposed to credit risk for both our Regulated and Non-Regulated business segments. Our Regulated operations serve residential, commercial, industrial and municipal customers while our Non-Regulated operations engage in business activities with developers, government entities and other customers. Our primary credit risk is exposure to customer default on contractual obligations and the associated loss that may be incurred due to the non-payment of customer accounts receivable balances. Our credit risk is managed through established credit and collection policies which are in compliance with applicable regulatory requirements and involve monitoring of customer exposure and the use of credit risk mitigation measures such as letters of credit or prepayment arrangements. Our credit portfolio is diversified with no significant customer or industry concentrations. In addition, our Regulated businesses are generally able to recover all prudently incurred costs including uncollectible customer accounts receivable expenses and collection costs through rates.

The Company's postretirement benefit plan assets are exposed to the market prices of debt and equity securities. Changes to the Company's postretirement benefit plan assets' value can impact the Company's postretirement benefit plan expense, funded status and future minimum funding requirements. Our risk is reduced through our ability to recover postretirement benefit plan costs through rates.

## ITEM 8. FINANCIAL STATEMENTS AND SUPPLEMENTARY DATA.

### REPORT OF INDEPENDENT REGISTERED PUBLIC ACCOUNTING FIRM

Board of Directors and Stockholders  
Middlesex Water Company

We have audited the accompanying consolidated balance sheets and consolidated statements of capital stock and long-term debt of Middlesex Water Company (the “Company”) as of December 31, 2013 and 2012, and the related consolidated statements of income, common stockholders’ equity, and cash flows for each of the years in the three-year period ended December 31, 2013. These consolidated financial statements are the responsibility of the Company’s management. Our responsibility is to express an opinion on these consolidated financial statements based on our audits.

We conducted our audits in accordance with the standards of the Public Company Accounting Oversight Board (United States). Those standards require that we plan and perform the audit to obtain reasonable assurance about whether the financial statements are free of material misstatement. An audit includes examining, on a test basis, evidence supporting the amounts and disclosures in the financial statements. An audit also includes assessing the accounting principles used and significant estimates made by management, as well as evaluating the overall financial statement presentation. We believe that our audits provide a reasonable basis for our opinion.

In our opinion, the consolidated financial statements referred to above present fairly, in all material respects, the financial position of Middlesex Water Company as of December 31, 2013 and 2012, and the results of their operations and their cash flows for each of the years in the three-year period ended December 31, 2013, in conformity with accounting principles generally accepted in the United States of America.

We also have audited, in accordance with the standards of the Public Company Accounting Oversight Board (United States), Middlesex Water Company’s internal control over financial reporting as of December 31, 2013, based on criteria established in *Internal Control—Integrated Framework* issued by the Committee of Sponsoring Organizations of the Treadway Commission (2013 framework), and our report dated March 5, 2014 expressed an unqualified opinion.

/s/ ParenteBeard LLC

Reading, Pennsylvania

March 5, 2014



**MIDDLESEX WATER COMPANY**  
**CONSOLIDATED BALANCE SHEETS**  
(In thousands)

		December 31, 2013	December 31, 2012
<b>ASSETS</b>			
<b>UTILITY PLANT:</b>	Water Production	\$ 132,834	\$ 129,840
	Transmission and Distribution	359,931	343,074
	General	55,670	54,830
	Construction Work in Progress	8,410	7,834
	<b>TOTAL</b>	<b>556,845</b>	<b>535,578</b>
	Less Accumulated Depreciation	110,366	100,360
	<b>UTILITY PLANT - NET</b>	<b>446,479</b>	<b>435,218</b>
<b>CURRENT ASSETS:</b>			
	Cash and Cash Equivalents	4,834	3,025
	Accounts Receivable, net	11,640	12,447
	Unbilled Revenues	5,652	5,483
	Materials and Supplies (at average cost)	1,984	1,403
	Prepayments	1,728	2,255
	<b>TOTAL CURRENT ASSETS</b>	<b>25,838</b>	<b>24,613</b>
<b>DEFERRED CHARGES AND OTHER ASSETS:</b>			
	Unamortized Debt Expense	3,526	3,606
	Preliminary Survey and Investigation Charges	4,728	5,117
	Regulatory Assets	34,386	72,831
	Operations Contracts, Developer and Other Receivables	2,744	1,692
	Restricted Cash	2,473	9,019
	Non-utility Assets - Net	9,440	9,182
	Other	727	448
	<b>TOTAL DEFERRED CHARGES AND OTHER ASSETS</b>	<b>58,024</b>	<b>101,895</b>
	<b>TOTAL ASSETS</b>	<b>\$ 530,341</b>	<b>\$ 561,726</b>
<b>CAPITALIZATION AND LIABILITIES</b>			
<b>CAPITALIZATION:</b>	Common Stock, No Par Value	\$ 146,185	\$ 143,572
	Retained Earnings	42,560	38,060
	<b>TOTAL COMMON EQUITY</b>	<b>188,745</b>	<b>181,632</b>
	Preferred Stock	2,886	3,353
	Long-term Debt	129,798	131,467
	<b>TOTAL CAPITALIZATION</b>	<b>321,429</b>	<b>316,452</b>
<b>CURRENT LIABILITIES:</b>			
	Current Portion of Long-term Debt	5,386	11,130
	Notes Payable	28,450	27,950
	Accounts Payable	6,328	3,808
	Accrued Taxes	8,132	9,266
	Accrued Interest	1,151	955
	Unearned Revenues and Advanced Service Fees	837	756
	Other	2,394	2,067
	<b>TOTAL CURRENT LIABILITIES</b>	<b>52,678</b>	<b>55,932</b>
<b>COMMITMENTS AND CONTINGENT LIABILITIES (Note 4)</b>			
<b>DEFERRED CREDITS AND OTHER LIABILITIES:</b>	Customer Advances for Construction	21,837	21,990
	Accumulated Deferred Investment Tax Credits	989	1,068
	Accumulated Deferred Income Taxes	39,110	41,776
	Employee Benefit Plans	21,335	54,768
	Regulatory Liability - Cost of Utility Plant Removal	9,639	8,811
	Other	1,348	973
	<b>TOTAL DEFERRED CREDITS AND OTHER LIABILITIES</b>	<b>94,258</b>	<b>129,386</b>
<b>CONTRIBUTIONS IN AID OF CONSTRUCTION</b>		<b>61,976</b>	<b>59,956</b>
	<b>TOTAL CAPITALIZATION AND LIABILITIES</b>	<b>\$ 530,341</b>	<b>\$ 561,726</b>

See Notes to Consolidated Financial Statements.

**MIDDLESEX WATER COMPANY**  
**CONSOLIDATED STATEMENTS OF INCOME**  
(In thousands except per share amounts)

	Years Ended December 31,		
	2013	2012	2011
Operating Revenues	\$ 114,846	\$ 110,379	\$ 102,069
Operating Expenses:			
Operations and Maintenance	60,748	60,458	56,634
Depreciation	10,988	10,409	9,746
Other Taxes	12,140	11,865	11,488
Total Operating Expenses	83,876	82,732	77,868
Operating Income	30,970	27,647	24,201
Other Income (Expense):			
Allowance for Funds Used During Construction	314	484	821
Other Income	183	517	1,523
Other Expense	(406)	(144)	(195)
Total Other Income, net	91	857	2,149
Interest Charges	5,807	6,725	6,376
Income before Income Taxes	25,254	21,779	19,974
Income Taxes	8,621	7,383	6,527
Net Income	16,633	14,396	13,447
Preferred Stock Dividend Requirements	190	206	206
Earnings Applicable to Common Stock	\$ 16,443	\$ 14,190	\$ 13,241
Earnings per share of Common Stock:			
Basic	\$ 1.04	\$ 0.90	\$ 0.85
Diluted	\$ 1.03	\$ 0.90	\$ 0.84
Average Number of Common Shares Outstanding :			
Basic	15,868	15,733	15,615
Diluted	16,110	15,995	15,877
Cash Dividends Paid per Common Share	\$ 0.753	\$ 0.743	\$ 0.733

See Notes to Consolidated Financial Statements.

**MIDDLESEX WATER COMPANY**  
**CONSOLIDATED STATEMENTS OF CASH FLOWS**

(In thousands)

	Years Ended December 31,		
	2013	2012	2011
<b>CASH FLOWS FROM OPERATING ACTIVITIES:</b>			
Net Income	\$ 16,633	\$ 14,396	\$ 13,447
Adjustments to Reconcile Net Income to			
Net Cash Provided by Operating Activities:			
Depreciation and Amortization	11,858	11,232	10,432
Provision for Deferred Income Taxes and ITC	2,915	3,959	2,098
Equity Portion of AFUDC	(201)	(309)	(523)
Cash Surrender Value of Life Insurance	(226)	(151)	(92)
Stock Compensation Expense	493	553	394
Changes in Assets and Liabilities:			
Accounts Receivable	1,201	2,441	(28)
Unbilled Revenues	(169)	(641)	(90)
Materials & Supplies	(581)	620	173
Prepayments	527	(633)	(221)
Accounts Payable	2,520	(1,898)	(697)
Accrued Taxes	(1,134)	1,419	(905)
Accrued Interest	196	(673)	30
Employee Benefit Plans	(1,140)	270	(1,591)
Unearned Revenue & Advanced Service Fees	81	22	(130)
Other Assets and Liabilities	832	(1,035)	539
<b>NET CASH PROVIDED BY OPERATING ACTIVITIES</b>	<b>33,805</b>	<b>29,572</b>	<b>22,836</b>
<b>CASH FLOWS FROM INVESTING ACTIVITIES:</b>			
Utility Plant Expenditures, Including AFUDC of \$113 in 2013, \$175 in 2012 and \$298 in 2011	(20,080)	(21,578)	(23,562)
Restricted Cash	323	464	3,796
Investment in Joint Venture	(1,655)	(1,200)	(300)
<b>NET CASH USED IN INVESTING ACTIVITIES</b>	<b>(21,412)</b>	<b>(22,314)</b>	<b>(20,066)</b>
<b>CASH FLOWS FROM FINANCING ACTIVITIES:</b>			
Redemption of Long-term Debt	(11,230)	(56,725)	(4,427)
Proceeds from Issuance of Long-term Debt	4,045	60,350	3,447
Net Short-term Bank Borrowings	500	3,700	7,250
Deferred Debt Issuance Expense	(57)	(1,160)	(37)
Premium on Long-term Debt	-	2,236	-
Restricted Cash	6,070	(6,223)	-
Repurchase of Preferred Stock	-	-	(9)
Proceeds from Issuance of Common Stock	1,368	1,587	1,504
Payment of Common Dividends	(11,943)	(11,679)	(11,437)
Payment of Preferred Dividends	(190)	(206)	(206)
Construction Advances and Contributions-Net	853	781	1,798
<b>NET CASH USED IN FINANCING ACTIVITIES</b>	<b>(10,584)</b>	<b>(7,339)</b>	<b>(2,117)</b>
<b>NET CHANGES IN CASH AND CASH EQUIVALENTS</b>	<b>1,809</b>	<b>(81)</b>	<b>653</b>
<b>CASH AND CASH EQUIVALENTS AT BEGINNING OF PERIOD</b>	<b>3,025</b>	<b>3,106</b>	<b>2,453</b>
<b>CASH AND CASH EQUIVALENTS AT END OF PERIOD</b>	<b>\$ 4,834</b>	<b>\$ 3,025</b>	<b>\$ 3,106</b>

**SUPPLEMENTAL DISCLOSURE OF NON-CASH ACTIVITY:**

Utility Plant received as Construction Advances and Contributions	\$ 3,176	\$ 1,015	\$ 7,393
Long-term Debt Deobligation	\$ 64	\$ 255	\$ 560

**SUPPLEMENTAL DISCLOSURE OF CASH FLOWS INFORMATION:**

Cash Paid During the Year for:

Interest	\$ 5,743	\$ 7,537	\$ 6,336
Interest Capitalized	\$ 113	\$ 175	\$ 298
Income Taxes	\$ 7,009	\$ 2,349	\$ 4,733

See Notes to Consolidated Financial Statements.

**MIDDLESEX WATER COMPANY**  
**CONSOLIDATED STATEMENTS OF CAPITAL STOCK**  
**AND LONG-TERM DEBT**  
(In thousands)

	December 31, 2013	December 31, 2012
Common Stock, No Par Value		
Shares Authorized - 40,000		
Shares Outstanding - 2013 - 15,963	\$ 146,185	\$ 143,572
2012 - 15,795		
Retained Earnings	42,560	38,060
<b>TOTAL COMMON EQUITY</b>	<b>\$ 188,745</b>	<b>\$ 181,632</b>
Cumulative Preferred Stock, No Par Value		
Shares Authorized - 130		
Shares Outstanding - 28		
Convertible:		
Shares Outstanding, \$7.00 Series - 14	1,457	1,457
Shares Outstanding, \$8.00 Series - 3-2013, 7-2012	349	816
Nonredeemable:		
Shares Outstanding, \$7.00 Series - 1	80	80
Shares Outstanding, \$4.75 Series - 10	1,000	1,000
<b>TOTAL PREFERRED STOCK</b>	<b>\$ 2,886</b>	<b>\$ 3,353</b>
Long-term Debt:		
8.05%, Amortizing Secured Note, due December 20, 2021	\$ 2,005	\$ 2,169
6.25%, Amortizing Secured Note, due May 19, 2028	6,055	6,475
6.44%, Amortizing Secured Note, due August 25, 2030	4,667	4,947
6.46%, Amortizing Secured Note, due September 19, 2031	4,947	5,227
4.22%, State Revolving Trust Note, due December 31, 2022	465	506
3.60%, State Revolving Trust Note, due May 1, 2025	2,654	2,837
3.30% State Revolving Trust Note, due March 1, 2026	541	576
3.49%, State Revolving Trust Note, due January 25, 2027	569	602
4.03%, State Revolving Trust Note, due December 1, 2026	742	784
4.00% to 5.00%, State Revolving Trust Bond, due August 1, 2021	343	388
0.00%, State Revolving Fund Bond, due August 1, 2021	281	320
3.64%, State Revolving Trust Note, due July 1, 2028	330	347
3.64%, State Revolving Trust Note, due January 1, 2028	110	116
3.45%, State Revolving Trust Note, due August 1, 2031	467	397
6.59%, Amortizing Secured Note, due April 20, 2029	5,348	5,697
7.05%, Amortizing Secured Note, due January 20, 2030	4,021	4,271
5.69%, Amortizing Secured Note, due January 20, 2030	8,248	8,761
3.75%, State Revolving Trust Note, due July 1, 2031	2,515	2,615
3.75%, State Revolving Trust Note, due November 30, 2030	1,333	1,388
First Mortgage Bonds:		
0.00%, Series X, due September 1, 2018	268	322
4.25% to 4.63%, Series Y, due September 1, 2018	300	355
0.00%, Series Z, due September 1, 2019	671	782
5.25% to 5.75%, Series AA, due September 1, 2019	830	955
0.00%, Series BB, due September 1, 2021	965	1,085
4.00% to 5.00%, Series CC, due September 1, 2021	1,145	1,275
5.10%, Series DD, due January 1, 2032	-	6,000
0.00%, Series EE, due August 1, 2023	3,968	4,386
3.00% to 5.50%, Series FF, due August 1, 2024	5,335	5,755
0.00%, Series GG, due August 1, 2026	1,171	1,262
4.00% to 5.00%, Series HH, due August 1, 2026	1,475	1,560
0.00%, Series II, due August 1, 2024	971	1,060
3.40% to 5.00%, Series JJ, due August 1, 2027	1,165	1,235
0.00%, Series KK, due August 1, 2028	1,346	1,435
5.00% to 5.50%, Series LL, due August 1, 2028	1,505	1,570
0.00%, Series MM, due August 1, 2030	1,637	1,801
3.00% to 4.375%, Series NN, due August 1, 2030	1,835	1,910
0.00%, Series OO, due August 1, 2031	2,709	2,860
2.00% to 5.00%, Series PP, due August 1, 2031	885	915
5.00%, Series QQ, due October 1, 2023	9,915	9,915
3.80%, Series RR, due October 1, 2038	22,500	22,500
4.25%, Series SS, due October 1, 2047	23,000	23,000
0.00%, Series TT, due August 1, 2032	2,860	-
3.00% to 3.25%, Series UU, due August 1, 2032	1,015	-
<b>SUBTOTAL LONG-TERM DEBT</b>	<b>133,112</b>	<b>140,361</b>
Add: Premium on Issuance of Long-term Debt	2,072	2,236
Less: Current Portion of Long-term Debt	(5,386)	(11,130)
<b>TOTAL LONG-TERM DEBT</b>	<b>\$ 129,798</b>	<b>\$ 131,467</b>

See Notes to Consolidated Financial Statements.

**MIDDLESEX WATER COMPANY**  
**CONSOLIDATED STATEMENTS OF COMMON STOCKHOLDERS' EQUITY AND**  
**COMPREHENSIVE INCOME**

(In thousands)

	Common Stock Shares	Common Stock Amount	Retained Earnings	Total
Balance at January 1, 2011	15,566	\$ 139,534	\$ 33,745	\$ 173,279
Net Income			13,447	13,447
Dividend Reinvestment & Common Stock Purchase Plan	82	1,504		1,504
Restricted Stock Award, Net - Employees	30	323		323
Stock Award - Board Of Directors	4	71		71
Cash Dividends on Common Stock			(11,437)	(11,437)
Cash Dividends on Preferred Stock			(206)	(206)
Balance at December 31, 2011	15,682	\$ 141,432	\$ 35,549	\$ 176,981
Net Income			14,396	14,396
Dividend Reinvestment & Common Stock Purchase Plan	86	1,587		1,587
Restricted Stock Award, Net - Employees	21	448		448
Stock Award - Board Of Directors	6	105		105
Cash Dividends on Common Stock			(11,679)	(11,679)
Cash Dividends on Preferred Stock			(206)	(206)
Balance at December 31, 2012	15,795	\$ 143,572	\$ 38,060	\$ 181,632
Net Income			16,633	16,633
Dividend Reinvestment & Common Stock Purchase Plan	82	1,653		1,653
Restricted Stock Award, Net - Employees	26	388		388
Stock Award - Board Of Directors	5	105		105
Conversion of \$8.00 Convertible Preferred Stock	55	467		467
Cash Dividends on Common Stock			(11,943)	(11,943)
Cash Dividends on Preferred Stock			(190)	(190)
Balance at December 31, 2013	15,963	\$ 146,185	\$ 42,560	\$ 188,745

See Notes to Consolidated Financial Statements.



**MIDDLESEX WATER COMPANY**  
**NOTES TO CONSOLIDATED FINANCIAL STATEMENTS**

**Note 1 – Organization, Summary of Significant Accounting Policies and Recent Developments**

**(a) Organization** - Middlesex Water Company (Middlesex) is the parent company and sole shareholder of Tidewater Utilities, Inc. (Tidewater), Tidewater Environmental Services, Inc. (TESI), Pinelands Water Company (Pinelands Water) and Pinelands Wastewater Company (Pinelands Wastewater) (collectively, Pinelands), Utility Service Affiliates, Inc. (USA), Utility Service Affiliates (Perth Amboy) Inc. (USA-PA) and Twin Lakes Utilities, Inc. (Twin Lakes). Southern Shores Water Company, LLC (Southern Shores) and White Marsh Environmental Systems, Inc. (White Marsh) are wholly-owned subsidiaries of Tidewater.

Middlesex Water Company has operated as a water utility in New Jersey since 1897, in Delaware, through our wholly-owned subsidiary, Tidewater, since 1992 and in Pennsylvania, through our wholly-owned subsidiary, Twin Lakes, since 2009. We are in the business of collecting, treating, distributing and selling water for domestic, commercial, municipal, industrial and fire protection purposes. We also operate New Jersey municipal water, wastewater and storm water systems under contract and provide unregulated water and wastewater services in New Jersey and Delaware through our subsidiaries. We also have an investment in a joint venture, Ridgewood Green RME, LLC, that owns and operates facilities which optimize the production of electricity at the Village of Ridgewood, New Jersey wastewater treatment plant and other municipal facilities. Our rates charged to customers for water and wastewater services, the quality of services we provide and certain other matters are regulated in New Jersey, Delaware and Pennsylvania by the New Jersey Board of Public Utilities (NJBPUC), Delaware Public Service Commission (DEPSC) and Pennsylvania Public Utilities Commission (PAPUC), respectively. Our USA, USA-PA and White Marsh subsidiaries are not regulated utilities.

Certain reclassifications have been made to the prior year financial statements to conform with current period presentation. The reclassifications are immaterial to the overall presentation of our consolidated financial statements.

**(b) Principles of Consolidation** – The financial statements for Middlesex and its wholly-owned subsidiaries (the Company) are reported on a consolidated basis. All significant intercompany accounts and transactions have been eliminated. Other financial investments in which the Company holds a 50% or less voting interest and cannot exercise control over the operation and policies of the investments are accounted for under the equity method of accounting. Under the equity method of accounting, the Company records its investment interests in Non Utility Assets and its percentage share of the earnings or losses of the investees in Other Income (Expense).

**(c) System of Accounts** – Middlesex, Pinelands Water and Pinelands Wastewater maintain their accounts in accordance with the Uniform System of Accounts prescribed by the NJBPUC. Tidewater, TESI and Southern Shores maintain their accounts in accordance with DEPSC requirements. Twin Lakes maintains its accounts in accordance with PAPUC requirements.

**(d) Regulatory Accounting** - We maintain our books and records in accordance with accounting principles generally accepted in the United States of America. Middlesex and certain of its subsidiaries, which account for 88% of Operating Revenues and 98% of Total Assets, are subject to regulation in the state in which they operate. Those companies are required to maintain their accounts in accordance with regulatory authorities' rules and guidelines, which may differ from other authoritative accounting pronouncements. In those instances, the Company follows the guidance provided in Accounting Standards Codification (ASC) 980, *Regulated Operations*.

In accordance with ASC 980, *Regulated Operations*, costs and obligations are deferred if it is probable that these items will be recognized for rate-making purposes in future rates. Accordingly, we have recorded costs and obligations, which will be amortized over various future periods. Any change in the assessment of the probability of rate-making treatment will require us to change the accounting treatment of the deferred item. We have no

reason to believe any of the deferred items that are recorded will be treated differently by the regulators in the future. For additional information, see Note 2 – Rate and Regulatory Matters.

**(e) Postretirement Benefit Plans** - We maintain a noncontributory defined benefit pension plan (Pension Plan) which covers substantially all active employees who were hired prior to March 31, 2007. In addition, the Company maintains an unfunded supplemental plan for its executive officers. The Company has a postretirement benefit plan other than pensions (Other Benefits Plan) for substantially all of its retired employees. Employees hired after March 31, 2007 are not eligible to participate in this plan. Coverage includes healthcare and life insurance. Effective January 1, 2013, the Company has amended a provision of the Other Benefits Plan increasing the level of retiree contributions required towards the insurance premiums. Eligible employees retiring in 2013 and beyond will contribute a higher percentage towards their healthcare premiums. The amendment resulted in a \$10.2 million decrease in the Company's Employee Benefit Plans' Liability, and related Regulatory Asset, as of January 1, 2013.

The Company's costs for providing postretirement benefits are dependent upon numerous factors, including actual plan experience and assumptions of future experience. Postretirement benefit plan obligations and expense are determined based on investment performance, discount rates and various other demographic factors related to the population participating in the Company's postretirement benefit plans, all of which can change significantly in future years. For more information on the Company's Postretirement Benefit Plans, see Note 7 – Employee Benefit Plans.

**(f) Utility Plant** – Utility Plant is stated at original cost as defined for regulatory purposes. Property accounts are charged with the cost of betterments and major replacements of property. Cost includes direct material, labor and indirect charges for pension benefits and payroll taxes. The cost of labor, materials, supervision and other expenses incurred in making repairs and minor replacements and in maintaining the properties is charged to the appropriate expense accounts. At December 31, 2013, there was no event or change in circumstance that would indicate that the carrying amount of any long-lived asset was not recoverable.

**(g) Depreciation** – Depreciation is computed by each regulated member of the Company utilizing a rate approved by the applicable regulatory authority. The Accumulated Provision for Depreciation is charged with the cost of property retired, less salvage. The following table sets forth the range of depreciation rates for the major utility plant categories used to calculate depreciation for the years ended December 31, 2013, 2012 and 2011. These rates have been approved by the NJBPU, DEPSC or PAPUC:

Source of Supply	1.15% - 3.44%	Transmission and Distribution (T&D):	
Pumping	2.87% - 5.39%	T&D – Mains	1.10% - 3.13%
Water Treatment	1.65% - 7.09%	T&D – Services	2.12% - 3.16%
General Plant	2.08% - 17.84%	T&D – Other	1.61% - 4.63%

Non-regulated fixed assets consist primarily of office buildings, furniture and fixtures, and transportation equipment. These assets are recorded at original cost and depreciation is calculated based on the estimated useful lives, ranging from 3 to 40 years.

**(h) Preliminary Survey and Investigation (PS&I) Costs** – In the design of water and wastewater systems that the Company ultimately intends to construct, own and operate certain expenditures are incurred to advance those project activities. These PS&I costs are recorded as deferred charges on the balance sheet because these costs are expected to be recovered through future rates charged to customers as the underlying projects are placed into service as utility plant. If it is subsequently determined that costs for a project recorded as PS&I are not recoverable through rates charged to our customers, the applicable PS&I costs are recorded as a charge to the income statement at that time.

**(i) Customers' Advances for Construction (CAC)** – Water utility plant and/or cash advances are contributed to the Company by customers, real estate developers and builders in order to extend water service to their properties.

These contributions are recorded as CAC. Refunds on these advances are made by the Company in accordance with agreements with the contributing party and are based on either additional operating revenues related to the utility plant or as new customers are connected to and take service from the utility plant. After all refunds are made and/or contract terms have expired, any remaining balance is transferred to Contributions in Aid of Construction.

**Contributions in Aid of Construction (CIAC)** – CIAC include direct non-refundable contributions of water utility plant and/or cash and the portion of CAC that becomes non-refundable.

CAC and CIAC are not depreciated in accordance with regulatory requirements. In addition, these amounts reduce the investment base for purposes of setting rates.

**(j) Allowance for Funds Used During Construction (AFUDC)** - Middlesex and its regulated subsidiaries capitalize AFUDC, which represents the cost of financing projects during construction. AFUDC is added to the construction costs of individual projects exceeding specific cost and construction period thresholds established for each company and then depreciated along with the rest of the utility plant's costs over its estimated useful life. AFUDC is calculated using each company's weighted cost of debt and equity as approved in their most recent respective regulatory rate order. The AFUDC rates for the years ended December 31, 2013, 2012 and 2011 for Middlesex and Tidewater are as follows:

	<b>2013</b>	<b>2012</b>	<b>2011</b>
Middlesex	7.34%	7.34%	7.54%
Tidewater	7.91%	7.91%	8.24%

**(k) Accounts Receivable** – We record bad debt expense based on historical write-offs combined with an evaluation of current conditions. The allowance for doubtful accounts was \$0.6 million and \$0.8 million at December 31, 2013 and 2012, respectively. Bad debt expense for the years ended December 31, 2013, 2012, and 2011 was \$0.7 million, \$0.7 million and \$0.7 million, respectively. Receivables not expected to be received in 2014 are included as non-current assets in Operations Contracts, Developer and Other Receivables.

**(l) Revenues** - General metered customer's bills for regulated water service are typically comprised of two components; a fixed service charge and a volumetric or consumption charge. Revenues from general metered service water customers, except Tidewater fixed service charges, include amounts billed in arrears on a cycle basis and unbilled amounts estimated from the last meter reading date to the end of the accounting period. The estimated unbilled amounts are determined by utilizing factors which include historical consumption usage and current climate and economic conditions. Actual billings may differ from our estimates. Tidewater customers are billed in advance for their fixed service charge and these revenues are recognized as the service is provided to the customer.

Southern Shores is an unmetered system. Customers are billed a fixed service charge in advance at the beginning of each month and revenues are recognized as earned.

Revenues from the City of Perth Amboy management contract are comprised of fixed and variable fees. Fixed fees, which have been set for the life of the contract, are billed monthly and recorded as earned. Variable fees, which are not significant, are recorded upon approval of the amount by the City of Perth Amboy.

Revenues from USA's operations and maintenance contract for the Borough of Avalon, New Jersey (Avalon) water utility, sewer utility and storm water system are fixed for the life of the contract, are billed monthly and recorded as earned. USA also provides services to Avalon in addition to the base services provided under the operation and maintenance contract. These additional services are recorded as earned and billed upon approval of Avalon.

**(m) Deferred Charges and Other Assets** - Unamortized Debt Expense is amortized over the lives of the related issues. Restricted Cash represents proceeds from loans entered into through state financing programs and is held in trusts. The proceeds are restricted for specific capital expenditures and debt service requirements.

**(n) Income Taxes** - Middlesex files a consolidated federal income tax return for the Company and income taxes are allocated based on the separate return method. Investment tax credits have been deferred and are amortized over the estimated useful life of the related property. For more information on income taxes, see Note 3 – Income Taxes.

**(o) Statements of Cash Flows** - For purposes of reporting cash flows, the Company considers all highly liquid investments with original maturity dates of three months or less to be cash equivalents. Cash and cash equivalents represent bank balances and money market funds with investments maturing in less than 90 days.

**(p) Use of Estimates** - Conformity with accounting principles generally accepted in the United States of America requires management to make estimates and assumptions that affect the reported amounts in the financial statements. Actual results could differ from those estimates.

#### **(q) Recent Accounting Pronouncements**

**Fair Value Measurements and Disclosures** – In May 2011, the Financial Accounting Standards Board (the FASB) issued Accounting Standards Update (ASU) 2011-04, which amends ASC 820, *Fair Value Measurements and Disclosures* (ASC 820), to update guidance related to fair value measurements and disclosures as a step towards achieving convergence between generally accepted accounting principles and international financial reporting standards. ASU 2011-04 clarifies intent about application of existing fair value measurements and disclosures, changes certain requirements for fair value measurements and requires expanded disclosures. ASU 2011-04 was effective for interim and annual periods beginning after December 15, 2011. The Company's adoption of ASU 2011-04 resulted in expanded fair value disclosures and did not have any impact on the Company's results of operations, cash flows or financial position.

There are no other new adopted or proposed accounting guidance that the Company is aware of that could have a material impact on the Company's financial statements.

#### **(r) Recent Developments**

**Dover Air Force Base** - In September 2013, Tidewater entered into an agreement with the United States Department of Defense for the privatization of the water system of Dover Air Force Base (DAFB) in Dover, Delaware. Tidewater intends to provide DAFB with potable water service under a 50-year agreement and integrate the DAFB water system into its regulated utility operations, subject to DEPSC approval. The agreement allows Tidewater up to one year to obtain all necessary DEPSC approvals and transition the DAFB water system to Tidewater. If approved by the DEPSC, this service to DAFB would initially add approximately \$0.6 million of annual revenue.

**Monmouth County Reclamation Center** - In September 2013, Middlesex entered into agreements with Applied Water Management, Inc. (AWM), Natural Systems Utilities, LLC (NSU), the parent company of AWM, and the County of Monmouth, New Jersey (Monmouth County) for the design, construction and operation of a leachate pretreatment facility at the Monmouth County Reclamation Center in Tinton Falls, New Jersey. Under the terms of the agreements, AWM will obtain permits, design, build and operate the landfill leachate pretreatment facility and Middlesex will serve in the role of guarantor of AWM's performance on the project, in addition to providing operational support. Construction of the facility is being financed by Monmouth County and is expected to begin in the third quarter of 2014. See Note 4 – *Commitments and Contingent Liabilities* for further discussion of Middlesex's guaranty of AWM's performance.



## **Note 2 - Rate and Regulatory Matters**

### ***Rate Matters***

**Middlesex** - On November 8, 2013, Middlesex filed an application with the NJBPU seeking permission to increase its base water rates by approximately \$10.6 million per year. The request was necessitated by capital investments Middlesex has made, or has committed to make, increased operations and maintenance costs and lost revenues resulting from the ending of a wholesale water sales contract with the Borough of Sayreville, New Jersey in August 2013 and Hess Corporation, Middlesex's largest retail water customer, ceasing its oil refining operations at its Port Reading, New Jersey facility in February 2013. We cannot predict whether the NJBPU will ultimately approve, deny, or reduce the amount of the request. A decision by the NJBPU is not expected until the third quarter of 2014.

Effective November 5, 2013, Middlesex implemented a NJBPU approved \$0.3 million Distribution System Improvement Charge (DSIC) rate increase, allowing Middlesex to recover costs for qualifying projects placed in service between March 1, 2013 and August 31, 2013. A DSIC is a rate-mechanism that allows water utilities to recover investment in capital improvements to their water distribution system made between base rate proceedings. The DSIC rate is allowed to increase in three subsequent six month periods for additional qualifying projects placed in service during those time periods. The maximum annual revenue allowed to be recovered is \$1.4 million.

In June 2013, the NJBPU approved a Middlesex request to defer approximately \$0.4 million of costs related to Superstorm Sandy, which occurred in October 2012. These costs include labor, outside contractor costs, fuel, generator rental and other directly related expenses resulting from storm damage mitigation, repair, clean-up and restoration activities. Middlesex has submitted claims for these costs through its insurance carrier and has received an initial payment of \$0.2 million. Middlesex is seeking recovery of Superstorm Sandy related costs not recovered through insurance (currently \$0.2 million) in its current base rate proceeding. Middlesex cannot predict whether the NJBPU will approve, in whole or in part, the recovery of Superstorm Sandy costs not covered by the insurance claim.

In April 2013, the NJBPU approved a Middlesex Petition to establish a Purchased Water Adjustment Clause and implement a tariff rate sufficient to recover increased costs of \$0.1 million to purchase untreated water from the New Jersey Water Supply Authority (NJWSA) and treated water from a non-affiliated regulated water utility.

In July 2012, the NJBPU approved an \$8.1 million increase in Middlesex's annual base water rates. A base rate increase request of \$11.3 million was filed in January 2012 seeking recovery of increased costs of operations, chemicals, fuel, electricity, taxes, labor and benefits, and decreases in industrial and commercial customer demand patterns, as well as capital investment in utility plant.

**Tidewater** - On November 25, 2013, Tidewater filed an application with the DEPSC seeking permission to increase its base water rates by approximately \$3.9 million per year. The request was necessitated by capital investments Tidewater has made, or has committed to make, as well as increased operations and maintenance costs. We cannot predict whether the DEPSC will ultimately approve, deny, or reduce the amount of the request. A decision by the DEPSC is not expected until the second half of 2014. In connection with the rate increase application, Tidewater implemented a DEPSC approved 6.5% interim rate increase, subject to refund, on February 6, 2014. Concurrent with Tidewater's interim rate increase, Tidewater's DEPSC approved \$0.1 million annual DSIC rate reset to \$0.

In June 2012, the DEPSC approved a \$3.9 million increase in Tidewater's annual base water rates. A base rate increase request of \$6.9 million was filed in September 2011 seeking recovery of increased costs for operations, maintenance and taxes, as well as capital investment.

**TESI** - On October 1, 2013, TESI closed on its DEPSC-approved purchase of the wastewater utility assets of the Plantations development (the Plantations) for \$0.4 million and began providing wastewater services to the 600



residential customers in the Plantations in Delaware. Annual revenues for serving the Plantations are expected to be approximately \$0.2 million. Effective one year after acquisition, subject to completion of agreed-upon capital improvements to the Plantations wastewater system, TESI will be allowed to implement a 33.5% base wastewater rate increase.

In June 2012, the DEPSC approved a \$0.6 million increase in TESI's annual base wastewater rates, a portion of which is to be phased in through 2015. A base rate increase request of \$0.8 million was filed in July 2011 seeking recovery of increased operation and maintenance costs, as well as capital investment.

**Pinelands** - In March 2013, the NJBPU approved a combined \$0.2 million increase in Pinelands Water and Pinelands Wastewater's annual base water and wastewater revenues. In its initial request, filed in August 2012, Pinelands had sought an increase of \$0.3 million on a combined basis. The rate increase for the water service, which is approximately 50% of the approved increase, will be phased-in over one year.

**Southern Shores** - In June 2011, the DEPSC approved a multi-year agreement for a phased-in base water rate increase for Southern Shores. Under the terms of the agreement, which expires in 2020, customer rates will increase on January 1<sup>st</sup> of each year to generate additional annual revenue of \$0.1 million with each increase.

**Twin Lakes** - The Pennsylvania Public Utilities Commission (PAPUC) approved a \$0.1 million, three-year phased-in base rate water increase effective March 3, 2012. This increase was designed to recover capital investment in the upgrade and renovation of the Twin Lakes System, as well as increased operating costs.

### ***Regulatory Matters***

We have recorded certain costs as regulatory assets because we expect full recovery of, or are currently recovering, these costs in the rates we charge customers. These deferred costs have been excluded from rate base and, therefore, we are not earning a return on the unamortized balances. These items are detailed as follows:

<b><u>Regulatory Assets</u></b>	<b>(Thousands of Dollars)</b>		<b><u>Remaining Recovery Periods</u></b>
	<b><u>2013</u></b>	<b><u>2012</u></b>	
Postretirement Benefits	\$20,826	\$53,142	Various
Income Taxes	12,207	17,866	Various
Rate Cases, Storm Costs, Tank Painting, and Other	1,353	1,823	2-9 years
<b>Total</b>	<b>\$34,386</b>	<b>\$72,831</b>	

Postretirement benefits include pension and other postretirement benefits that have been recorded on the Consolidated Balance Sheet in accordance with the guidance provided in ASC 715, *Compensation – Retirement Benefits*. These amounts represent obligations in excess of current funding, which the Company believes will be fully recovered in rates set by the regulatory authorities.

The recovery period for income taxes is dependent upon when the temporary differences between the tax and book treatment of various items reverse.

The Company uses composite depreciation rates for its regulated utility assets, which is currently an acceptable method under generally accepted accounting principles and is widely used in the utility industry. Historically, under the composite depreciation method, the anticipated costs of removing assets upon retirement are provided for over the life of those assets as a component of depreciation expense. The Company recovers certain asset retirement costs through rates charged to customers as an approved component of depreciation expense. As of December 31, 2013 and 2012, the Company has approximately \$9.6 million and \$8.8, respectively, of expected costs of removal recovered currently in rates in excess of actual costs incurred. These amounts are recorded as regulatory liabilities.

The Company is recovering in current rates acquisition premiums totaling \$0.6 million over the remaining lives of the underlying Utility Plant. These deferred costs have been included in rate base as utility plant and a return is being earned on the unamortized balances during the recovery periods.

### Note 3 – Income Taxes

Income tax expense differs from the amount computed by applying the statutory rate on book income subject to tax for the following reasons:

	(Thousands of Dollars)		
	Years Ended December 31,		
	2013	2012	2011
Income Tax at Statutory Rate	\$8,638	\$7,420	\$6,816
Tax Effect of:			
Utility Plant Related	(527)	(442)	(620)
State Income Taxes – Net	546	420	305
Employee Benefits	(46)	(23)	1
Other	10	8	25
Total Income Tax Expense	\$8,621	\$7,383	\$6,527

Income tax expense is comprised of the following:

	(Thousands of Dollars)		
	Years Ended December 31,		
	2013	2012	2011
Current:			
Federal	\$5,018	\$2,994	\$3,550
State	688	430	395
Deferred:			
Federal	2,855	3,832	2,594
State	139	206	67
Investment Tax Credits	(79)	(79)	(79)
Total Income Tax Expense	\$8,621	\$7,383	\$6,527

The statutory review periods for income tax returns for the years prior to 2010 have been closed. In the event that there is interest and penalties associated with income tax adjustments in future examinations, these amounts will be reported under interest expense and other expense, respectively. There are no unrecognized tax benefits resulting from prior period tax positions. The Company is not aware of any uncertain tax positions that could result in a future tax liability.

Deferred income taxes reflect the net tax effect of temporary differences between the carrying amounts of assets and liabilities for financial purposes and the amounts used for income tax purposes. The components of the net deferred tax liability are as follows:

	(Thousands of Dollars)	
	December 31,	
	2013	2012
Utility Plant Related	\$41,912	\$39,020
Customer Advances	(3,598)	(3,673)
Employee Benefits	1,121	6,523
Investment Tax Credits (ITC)	989	1,068
Other	(325)	(94)
Total Deferred Tax Liability and ITC	\$40,099	\$42,844

#### Note 4 - Commitments and Contingent Liabilities

*Water Supply* - Middlesex has an agreement with the NJWSA for the purchase of untreated water through November 30, 2023, which provides for an average purchase of 27 million gallons a day (mgd). Pricing is set annually by the NJWSA through a public rate making process. The agreement has provisions for additional pricing in the event Middlesex overdrafts or exceeds certain monthly and annual thresholds.

Middlesex also has an agreement with a non-affiliated regulated water utility for the purchase of treated water. This agreement, which expires February 27, 2016, provides for the minimum purchase of 3.0 mgd of treated water with provisions for additional purchases.

Purchased water costs are shown below:

	<b>(Millions of Dollars)</b>		
	<b>Years Ended December 31,</b>		
<u>Purchased Water</u>	<u>2013</u>	<u>2012</u>	<u>2011</u>
Untreated	\$2.4	\$2.4	\$2.4
Treated	<u>3.2</u>	<u>3.1</u>	<u>2.7</u>
Total Costs	<u>\$5.6</u>	<u>\$5.5</u>	<u>\$5.1</u>

*Contract Operations* - USA-PA operates the City of Perth Amboy, New Jersey's (Perth Amboy) water and wastewater systems under a 20-year agreement, which expires in 2018. In connection with the agreement with Perth Amboy, USA-PA entered into a 20-year subcontract with a wastewater operating company for the operation and maintenance of the Perth Amboy wastewater collection system. The subcontract provides for the sharing of certain fixed and variable fees and operating expenses.

*Guarantees* - In September 2013, Middlesex entered into an agreement with Monmouth County to serve as guarantor of the performance of AWM to design, construct and operate a leachate pretreatment facility at the Monmouth County Reclamation Center in Tinton Falls, New Jersey (see Note 1 – *Organization, Summary of Significant Accounting Policies and Recent Developments* for further discussion of Middlesex's guaranty of AWM's performance). Middlesex expects to act as guarantor of AWM's performance through at least August 2018 and is contractually obligated to act as guarantor of AWM's performance through 2028 unless another guarantor, acceptable to Monmouth County, is identified. Construction of the facility is being financed by Monmouth County and is expected to begin in the third quarter of 2014. In addition, Middlesex entered into agreements with AWM and NSU, the parent company of AWM, whereby, Middlesex earns a fee for providing the guaranty of AWM's performance to Monmouth County, Middlesex provides operational support to the project, and AWM and NSU, serving as guarantor to Middlesex with respect to the performance of AWM, indemnify Middlesex against any claims that may arise under the Middlesex guaranty to Monmouth County.

Middlesex believes it is unlikely any payments would need to be made under Middlesex's guaranty of AWM's performance to Monmouth County. If asked to perform under the guaranty to Monmouth County, and, if AWM and NSU, as guarantor to Middlesex, do not fulfill their obligations to indemnify Middlesex against any claims that may arise under the Middlesex guaranty to Monmouth County, Middlesex would be required to fulfill the construction and operational commitments of AWM. As of December 31, 2013, the liability recognized in Other Non-Current Liabilities on the balance sheet for the guaranty is approximately \$0.4 million.

*Construction* –The Company may spend up to \$31.4 million in 2014, \$32.6 million in 2015 and \$23.9 million in 2016 on its construction program. The actual amount and timing of capital expenditures is dependent on customer growth, residential new home construction and sales and project scheduling. There is no assurance that projected customer growth and residential new home construction and sales will occur.

*Litigation* – The Company is a defendant in lawsuits in the normal course of business. We believe the resolution of pending claims and legal proceedings will not have a material adverse effect on the Company's consolidated financial statements.

*Change in Control Agreements* – The Company has Change in Control Agreements with certain of its officers that provide compensation and benefits in the event of termination of employment in connection with a change in control of the Company.

## **Note 5 – Short-term Borrowings**

Information regarding the Company's short-term borrowings for the years ended December 31, 2013 and 2012 is summarized below:

	<b>(Millions of Dollars)</b>	
	<b>2013</b>	<b>2012</b>
Established Lines at Year-End	\$60.0	\$60.0
Maximum Amount Outstanding	30.5	29.0
Average Outstanding	27.7	25.5
Notes Payable at Year-End	28.5	28.0
Weighted Average Interest Rate	1.41%	1.43%
Weighted Average Interest Rate at Year-End	1.47%	1.40%

The maturity dates for the Notes Payable as of December 31, 2013 are all in January 2014 and are extendable at the discretion of the Company.

Interest rates for short-term borrowings are below the prime rate with no requirement for compensating balances.

## **Note 6 - Capitalization**

All the transactions discussed below related to the issuance of securities were approved by either the NJBPU or DEPSC, except where otherwise noted.

### ***Common Stock***

The number of shares authorized under the Dividend Reinvestment and Common Stock Purchase Plan (DRP) is 2.3 million shares. The cumulative number of shares issued under the DRP at December 31, 2013 is 2.2 million. For the years ended December 31, 2013, 2012 and 2011, the Company raised approximately \$1.7 million, \$1.6 million and \$1.5 million, respectively, through the issuance of shares under the DRP.

The Company issues shares under a restricted stock plan for certain management employees, which is described in Note 7 – Employee Benefit Plans.

The Company maintains a stock plan for its outside directors (the Outside Director Stock Compensation Plan). For the years ended December 31, 2013, 2012 and 2011, 5,432 shares, 5,768 shares and 3,833 shares, respectively, of common stock were granted and issued to the Company's outside directors under the Outside Director Stock Compensation Plan and 81,997 shares remain available for future awards. The maximum number of shares authorized for grant under the Outside Director Stock Compensation Plan is 100,000.

In the event dividends on the preferred stock are in arrears, no dividends may be declared or paid on the common stock of the Company. At December 31, 2013, no preferred stock dividends were in arrears.

### ***Preferred Stock***

If four or more quarterly dividends are in arrears, the preferred shareholders, as a class, are entitled to elect two members to the Board of Directors in addition to Directors elected by holders of the common stock.

At December 31, 2013 and 2012, there were less than 0.1 million shares of preferred stock authorized and outstanding and there were no dividends in arrears.

The Company may not pay any dividends on its common stock unless full cumulative dividends to the preceding dividend date for all outstanding shares of preferred stock have been paid or set aside for payment. All such preferred dividends have been paid. In addition, if Middlesex were to liquidate, holders of preferred stock would be paid back the stated value of their preferred shares before any distributions could be made to common stockholders.

The conversion feature of the no par \$7.00 Series Cumulative and Convertible Preferred Stock allows the security holders to exchange one convertible preferred share for twelve shares of the Company's common stock. In addition, the Company may redeem up to 10% of the outstanding convertible stock in any calendar year at a price equal to the fair value of twelve shares of the Company's common stock for each share of convertible stock redeemed. In February 2011, the Company repurchased 93 shares of its \$7.00 Series, nonredeemable cumulative preferred stock at par value for approximately \$9 thousand.

The conversion feature of the no par \$8.00 Series Cumulative and Convertible Preferred Stock allows the security holders to exchange one convertible preferred share for 13.714 shares of the Company's common stock. The preferred shares are convertible into common stock at the election of the security holder or Middlesex. In August 2013, 4,000 shares (\$0.5 million) of the Company's no par \$8.00 Series Cumulative and Convertible Preferred Stock was converted into 54,856 shares of common stock.

### ***Long-term Debt***

In May 2013, Middlesex borrowed \$3.9 million through the New Jersey Environmental Infrastructure Trust (NJEIT) under the New Jersey State Revolving Fund (SRF) loan program and issued First Mortgage Bonds (Bonds) designated as Series TT (\$2.9 million) and Series UU (\$1.0 million). The interest rate on the Series TT Bonds is zero and the interest rate on the Series UU Bonds ranges from 3.0% to 3.25% depending on the serial maturity date. The final maturity date for the Bonds is August 1, 2032. Proceeds may only be used for the Middlesex 2013 RENEW Program.

In November 2012, Middlesex completed the transaction for the redemption and refinance of \$57.5 million of Bonds. The Bonds were originally issued in five separate transactions or series under the loan program of the New Jersey Economic Development Authority (NJEDA) and were replaced with three new series of Bonds designated as Series QQ, RR and SS totaling \$55.4 million issued through the NJEDA, net of a \$2.2 million issuance premium. The restricted proceeds of the new Bonds were used to redeem \$51.5 million of the original Bonds in December 2012 and \$6.0 million of the original Bonds in January 2013. The NJEDA does not guarantee the debt. The tax-exempt nature of the interest paid to bondholders remains in place. The transaction was designed to extend the maturity date and reduce the interest cost for the underlying debt. Annual debt service expenses declined by approximately \$0.9 million.

In May 2012, Middlesex borrowed \$3.9 million through the NJEIT under the New Jersey SRF loan program and issued Bonds designated as Series OO (\$3.0 million) and Series PP (\$0.9 million). The interest rate on the Series OO Bonds is zero and the interest rate on the Series PP Bonds ranges from 2.0% to 5.0% depending on the serial maturity date. The final maturity date for the Bonds is August 1, 2031. Proceeds were used for the Middlesex 2012 RENEW Program.

In March 2011, Tidewater closed on a \$2.8 million loan with the Delaware SRF program which allows, but does not obligate, Tidewater to draw against a General Obligation Note for a specific project. The interest rate on any draw will be set at 3.75% with a final maturity of July 1, 2031 on the amount actually borrowed. As of December 31, 2013, Tidewater has borrowed \$2.7 million against this loan and does not anticipate any future borrowings under this loan.

In March 2011, Southern Shores closed on a \$1.6 million loan with the Delaware SRF program, which allows, but does not obligate, Southern Shores to draw against a General Obligation Note for a specific project. The interest rate on any draw will be set at 3.75% with a final maturity of November 30, 2030 on the amount actually



borrowed. As of December 31, 2013, Southern Shores has borrowed \$1.4 million against this loan and does not anticipate any future borrowings under this loan.

Bond Series QQ through SS are term bonds with single maturity dates subsequent to 2018. Principal repayments for all series of the Company's long-term debt except for Bond Series Y extend beyond 2018. The aggregate annual principal repayment obligations for all long-term debt over the next five years are shown below:

<b>(Millions of Dollars)</b>	
<b><u>Year</u></b>	<b><u>Annual Maturities</u></b>
2014	\$ 5.4
2015	\$ 5.5
2016	\$ 5.6
2017	\$ 5.7
2018	\$ 5.8

The weighted average interest rate on all long-term debt at both December 31, 2013 and 2012 was 4.23% and 4.34%, respectively. Except for the Amortizing Secured Notes, all of the Company's outstanding long-term debt has been issued through the NJEDA (\$55.4 million), the NJEIT program (\$32.7 million) and the Delaware SRF program (\$9.7 million).

Restricted cash includes proceeds from various New Jersey SRF loans. These funds are held in trusts and restricted for specific capital expenditures and debt service requirements. As discussed above, Series TT and UU proceeds can only be used for the 2013 RENEW Program. All other bond issuance balances in restricted cash are for debt service requirements.

In 2013, 2012 and 2011, the NJEIT de-obligated principal payments of \$0.1 million, \$0.3 million and \$0.6 million, respectively, on several series of SRF long-term debt.

Substantially all of the Utility Plant of the Company is subject to the lien of its mortgage, which includes debt service and capital ratio covenants. The Company is in compliance with all of its mortgage covenants and restrictions.

### ***Earnings Per Share***

The following table presents the calculation of basic and diluted earnings per share (EPS) for the three years ended December 31, 2013. Basic EPS is computed on the basis of the weighted average number of shares outstanding. Diluted EPS assumes the conversion of both the Convertible Preferred Stock \$7.00 Series and \$8.00 Series.

	<b>(In Thousands, Except per Share Amounts)</b>					
	<b>2013</b>		<b>2012</b>		<b>2011</b>	
Basic:	Income	Shares	Income	Shares	Income	Shares
Net Income	\$16,633	15,868	\$14,396	15,733	\$13,447	15,615
Preferred Dividend	(190)		(206)		(206)	
Earnings Applicable to Common Stock	\$16,443	15,868	\$14,190	15,733	\$13,241	15,615
Basic EPS	\$ 1.04		\$ 0.90		\$ 0.85	
Diluted:						
Earnings Applicable to Common Stock	\$16,443	15,868	\$14,190	15,733	\$13,241	15,615
\$7.00 Series Dividend	97	166	97	166	97	166
\$8.00 Series Dividend	40	76	56	96	56	96
Adjusted Earnings Applicable to Common Stock	\$ 16,580	16,110	\$ 14,343	15,995	\$13,394	15,877
Diluted EPS	\$ 1.03		\$ 0.90		\$ 0.84	

### ***Fair Value of Financial Instruments***

The following methods and assumptions were used by the Company in estimating its fair value disclosure for financial instruments for which it is practicable to estimate that value. The carrying amounts reflected in the consolidated balance sheets for cash and cash equivalents, accounts receivable, accounts payable and notes payable approximate their respective fair values due to the short-term maturities of these instruments. The fair value of the Company's long-term debt relating to Bonds and SRF Notes is based on quoted market prices for similar issues. Under the fair value hierarchy, the fair value of cash and cash equivalents is classified as a Level 1 measurement and the fair value of notes payable and the Bonds and SRF Bonds in the table below are classified as Level 2 measurements. The carrying amount and fair value of the Company's bonds were as follows:

<b>(Thousands of Dollars)</b>				
<b>At December 31,</b>				
	<b><u>2013</u></b>		<b><u>2012</u></b>	
	Carrying Amount	Fair Value	Carrying Amount	Fair Value
Bonds	\$87,471	\$79,733	\$91,938	\$93,556
State Revolving Notes	\$ 625	\$ 628	\$ 708	\$ 712

For other long-term debt for which there was no quoted market price and there is not an active trading market, it was not practicable to estimate their fair value (for details, including carrying value, interest rate and due date on these series of long-term debt, please refer to those series noted as "Amortizing Secured Note" and "State Revolving Trust Note" on the Consolidated Statements of Capital Stock and Long-Term Debt). The carrying amount of these instruments was \$45.0 million and \$47.7 million at December 31, 2013 and 2012, respectively. Customer advances for construction have a carrying amount of \$21.8 million and \$22.0 million at December 31, 2013 and 2012, respectively. Their relative fair values cannot be accurately estimated since future refund payments depend on several variables, including new customer connections, customer consumption levels and future rate increases.

### **Note 7 - Employee Benefit Plans**

#### ***Pension Benefits***

The Company's Pension Plan covers all active employees hired prior to March 31, 2007. Employees hired after March 31, 2007 are not eligible to participate in this plan, but can participate in a defined contribution profit sharing plan that provides an annual contribution at the discretion of the Company, based upon a percentage of the participants' compensation. In order to be eligible for contribution, the eligible employee must be employed by the Company on December 31<sup>st</sup> of the year to which the contribution relates. In addition, the Company maintains an unfunded supplemental plan for its executive officers. The Accumulated Benefit Obligation for the Company's Pension Plan at December 31, 2013 and 2012 was \$47.5 million and \$52.4 million, respectively.

#### ***Other Benefits***

The Company's Other Benefits Plan covers substantially all of its current retired employees. Employees hired after March 31, 2007 are not eligible to participate in this plan. Coverage includes healthcare and life insurance. Accrued retirement benefit costs are recorded each year. Effective January 1, 2013, the Company has amended a provision of the Other Benefits Plan increasing the level of retiree contributions required towards the insurance premiums. Eligible employees retiring in 2013 and beyond will contribute a higher percentage towards their healthcare premiums. The amendment resulted in a \$10.2 million decrease in the Company's Employee Benefit Plans' Liability, and related Regulatory Asset, as of January 1, 2013.

### ***Regulatory Treatment of Over/Underfunded Retirement Obligations***

Because the Company is subject to regulation in the states in which it operates, it is required to maintain its accounts in accordance with the regulatory authority's rules and guidelines, which may differ from other authoritative accounting pronouncements. In those instances, the Company follows the guidance of ASC 980, *Regulated Operations*. Based on prior regulatory practice, and in accordance with the guidance in ASC 980, *Regulated Operations*, the Company records underfunded Pension Plan and Other Benefits Plan obligation costs, which otherwise would be recognized in Other Comprehensive Income under ASC 715, *Compensation – Retirement Benefits*, as a Regulatory Asset, and expects to recover those costs in rates charged to customers.

The Company uses a December 31 measurement date for all of its employee benefit plans. The table below sets forth information relating to the Company's Pension Plan and Other Benefits Plan for 2013 and 2012.

	<b>December 31,</b> <b>(Thousands of Dollars)</b>			
	<b>Pension Plan</b>		<b>Other Benefits Plan</b>	
	<b>2013</b>	<b>2012</b>	<b>2013</b>	<b>2012</b>
Change in Projected Benefit Obligation:				
Beginning Balance	\$62,817	\$56,201	\$50,608	\$43,121
Plan Amendment*	-	-	(10,244)	-
Service Cost	2,300	2,198	1,338	1,784
Interest Cost	2,468	2,417	1,594	1,868
Actuarial (Gain) Loss	(9,694)	3,833	(5,595)	4,425
Benefits Paid	(1,850)	(1,832)	(489)	(590)
Ending Balance	\$56,041	\$62,817	\$37,212	\$50,608

\*See discussion of Other Benefits Plan amendment in “*Other Benefits*” above.

Change in Fair Value of Plan Assets:				
Beginning Balance	\$37,904	\$32,196	\$ 20,408	\$ 15,817
Actual Return on Plan Assets	6,779	3,879	2,553	1,241
Employer Contributions	3,610	3,661	2,673	3,940
Benefits Paid	(1,850)	(1,832)	(489)	(590)
Ending Balance	\$46,443	\$37,904	\$ 25,145	\$ 20,408
Funded Status	\$(9,598)	\$(24,913)	\$(12,067)	\$(30,200)

	<b>December 31,</b> <b>(Thousands of Dollars)</b>			
	<b>Pension Plan</b>		<b>Other Benefits Plan</b>	
	<b>2013</b>	<b>2012</b>	<b>2013</b>	<b>2012</b>
Amounts Recognized in the Consolidated Balance Sheets consist of:				
Current Liability	(330)	(345)	-	-
Noncurrent Liability	(9,268)	(24,568)	(12,067)	(30,200)
Net Liability Recognized	\$(9,598)	\$(24,913)	\$(12,067)	\$(30,200)

	Years Ended December 31, (Thousands of Dollars)					
	Pension Plan			Other Benefits Plan		
	2013	2012	2011	2013	2012	2011
Components of Net Periodic Benefit Cost						
Service Cost	\$2,300	\$2,198	\$1,575	\$1,338	\$1,784	\$1,306
Interest Cost	2,468	2,417	2,261	1,594	1,868	1,604
Expected Return on Plan Assets	(2,894)	(2,458)	(2,283)	(1,622)	(1,258)	(1,026)
Amortization of Net Transition Obligation	-	-	-	-	135	135
Amortization of Net Actuarial Loss	1,632	1,549	565	2,066	1,765	878
Amortization of Prior Service Cost	10	10	10	(1,728)	-	-
Net Periodic Benefit Cost	\$3,516	\$3,716	\$2,128	\$1,648	\$4,294	\$2,897

Amounts that are expected to be amortized from Regulatory Assets into Net Periodic Benefit Cost in 2014 are as follows:

	(Thousands of Dollars)	
	Pension Plan	Other Benefits Plan
Actuarial Loss	\$416	\$1,413
Prior Service Cost	2	(1,728)

The discount rate and compensation increase rate for determining our postretirement benefit plans' benefit obligations and costs as of December 31, 2013, 2012 and 2011, respectively, are as follows:

	Pension Plan			Other Benefits Plan		
	2013	2012	2011	2013	2012	2011
Weighted Average Assumptions:						
Expected Return on Plan Assets	7.50%	7.50%	7.50%	7.50%	7.50%	7.50%
Discount Rate for:						
Benefit Obligation	4.87%	3.99%	4.37%	4.87%	3.99%	4.37%
Benefit Cost	3.99%	4.37%	5.48%	3.99%	4.37%	5.48%
Compensation Increase for:						
Benefit Obligation	3.00%	3.00%	3.00%	3.00%	3.00%	3.00%
Benefit Cost	3.00%	3.00%	3.00%	3.00%	3.00%	3.00%

The compensation increase assumption for the Other Benefits Plan is attributable to life insurance provided to qualifying employees upon their retirement. The insurance coverage will be determined based on the employee's base compensation as of their retirement date.

For the 2013 valuation, costs and obligations for our Other Benefits Plan assumed a 9.0% annual rate of increase in the per capita cost of covered healthcare benefits in 2014 with the annual rate of increase declining 1.0% per year for 2015-2017 and 0.5% per year for 2018-2019, resulting in an annual rate of increase in the per capita cost of covered healthcare benefits of 5% by year 2019.

A one-percentage point change in assumed healthcare cost trend rates would have the following effects on the Other Benefits Plan:

	(Thousands of Dollars) 1 Percentage Point	
	Increase	Decrease
Effect on Current Year's Service and Interest Cost	\$ 652	\$ (498)
Effect on Projected Benefit Obligation	\$ 6,008	\$ (4,794)

The following benefit payments, which reflect expected future service, are expected to be paid:

Year	(Thousands of Dollars)	
	Pension Plan	Other Benefits Plan
2014	\$ 1,966	\$ 838
2015	1,966	1,005
2016	1,944	1,158
2017	2,243	1,323
2018	2,306	1,455
2019-2023	15,033	9,304
Totals	<u>\$25,458</u>	<u>\$15,083</u>

#### Benefit Plans Assets

The allocation of plan assets at December 31, 2013 and 2012 by asset category is as follows:

Asset Category	Pension Plan		Other Benefits Plan		Target	Range
	2013	2012	2013	2012		
Equity Securities	65.4%	60.9%	47.8%	40.3%	60%	30-70%
Debt Securities	32.1%	32.9%	47.9%	53.0%	38%	25-70%
Cash	0.8%	6.0%	3.6%	5.9%	2%	0-10%
Real Estate/Commodities	1.7%	0.2%	0.7%	0.8%	0%	0-5%
Total	<u>100.0%</u>	<u>100.0%</u>	<u>100.0%</u>	<u>100.0%</u>		

Two outside investment firms each manage a portion of the Pension Plan asset portfolio. One of those investment firms also manages the Other Benefits Plan asset portfolio. Quarterly meetings are held between the Company's Pension Committee of the Board of Directors and the investment managers to review their performance and asset allocation. If the actual asset allocation is outside the targeted range, the Pension Committee reviews current market conditions and advice provided by the investment managers to determine the appropriateness of rebalancing the portfolio.

The objective of the Company is to maximize the long-term return on retirement plan assets, relative to a reasonable level of risk, maintain a diversified investment portfolio and maintain compliance with the Employee Retirement Income Security Act of 1974. The expected long-term rate of return is based on the various asset categories in which plan assets are invested and the current expectations and historical performance for these categories.

Equity securities include Middlesex common stock in the amounts of \$0.8 million (1.8% of total plan assets) and \$0.8 million (2.0 % of total pension plan assets) at December 31, 2013 and 2012, respectively.



### ***Fair Value Measurements***

Accounting guidance provides a fair value hierarchy that prioritizes the inputs to valuation techniques used to measure fair value. The hierarchy gives the highest priority to unadjusted quoted prices in active markets for identical assets or liabilities (Level 1 measurements) and the lowest priority to unobservable inputs (Level 3 measurements). The three levels of the fair value hierarchy are described as follows:

- Level 1 – Inputs to the valuation methodology are unadjusted quoted market prices for identical assets or liabilities in accessible active markets.
- Level 2 – Inputs to the valuation methodology that are observable, either directly or indirectly, such as quoted prices for similar assets or liabilities; quoted prices in markets that are not active; or other inputs that are observable or can be corroborated by observable market data for substantially the full term of the assets or liabilities. If the asset or liability has a specified contractual term, the Level 2 input must be observable for substantially the full term of the asset or liability.
- Level 3 – Inputs to the valuation methodology are unobservable and significant to the fair value measurement.

Certain investments in cash and cash equivalents, equity securities, and commodities are valued based on quoted market prices in active markets and are classified as Level 1 investments. Certain investments in cash and cash equivalents, equity securities and fixed income securities are valued using prices received from pricing vendors that utilize observable inputs and are therefore classified as Level 2 investments.

The following table presents Middlesex's Pension Plan assets measured and recorded at fair value within the fair value hierarchy as of December 31, 2013 (amounts in thousands):

	<b>Level 1</b>	<b>Level 2</b>	<b>Level 3</b>	<b>Total</b>
<b>Mutual Funds:</b>				
Small Cap Core	\$ 191	\$ -	\$ -	191
Small Cap Value	278	-	-	278
Mid Cap Growth	1,015	-	-	1,015
Mid Cap Value	555	-	-	555
Large Cap Core	13,916	-	-	13,916
Foreign Small Mid Growth	298	-	-	298
Foreign Large Core	863	-	-	863
Foreign Large Growth	457	-	-	457
Foreign Large Blend	2,439	-	-	2,439
Pacific Asia/ex-Japan Stock	157	-	-	157
Diversified Emerging Markets	590	-	-	590
Intermediate Term Bond	14,909	-	-	14,909
Real Asset	1,074	-	-	1,074
<b>Money Market Funds:</b>				
Cash and Cash Equivalents	44	313	-	357
<b>Equity Securities:</b>				
Non-Financial Services	147	-	-	147
Financial Services	1,882	-	-	1,882
Utilities	1,433	-	-	1,433
Consumer Growth	1,665	-	-	1,665
Consumer Staples	392	-	-	392
Consumer Cyclicals	1,063	-	-	1,063
Industrial Resources	149	-	-	149
Capital Equipment	419	-	-	419
Technology	1,319	-	-	1,319
Energy	875	-	-	875
<b>Total Investments</b>	<b>\$ 46,130</b>	<b>\$ 313</b>	<b>\$ -</b>	<b>\$ 46,443</b>

The following table presents Middlesex's Pension Plan assets measured and recorded at fair value within the fair value hierarchy as of December 31, 2012 (amounts in thousands):

	Level 1	Level 2	Level 3	Total
Common Trust Fund-Large Cap	\$ -	\$ 10,409	\$ -	\$ 10,409
Mutual Funds:				
Mid Cap Growth	703	-	-	703
Mid Cap Value	412	-	-	412
Foreign Small Mid Growth	255	-	-	255
Foreign Large Blend	710	-	-	710
Pacific Asia/ex-Japan Stock	164	-	-	164
Diversified Emerging Markets	222	-	-	222
Preferred Stock Index	82	-	-	82
Money Market Funds:				
Cash and Cash Equivalents	2,385	747	-	3,132
Equity Securities:				
Non-Financial Services	293	-	-	293
Financial Services	1,883	-	-	1,883
Utilities	1,334	-	-	1,334
Consumer Growth	1,778	-	-	1,778
Consumer Staples	931	-	-	931
Consumer Cyclicals	886	-	-	886
Industrial Resources	224	-	-	224
Capital Equipment	669	-	-	669
Technology	1,324	-	-	1,324
Energy	860	-	-	860
Corporate Bonds	-	3,575	-	3,575
Mortgage-Backed Securities (1)	-	2,570	-	2,570
Asset-Backed Securities (1)	-	25	-	25
Agency/US/State/Municipal Debt	-	5,312	-	5,312
Sovereign/Non-US Debt	-	63	-	63
Commodities	88	-	-	88
Total Investments	\$ 15,203	\$ 22,701	\$ -	\$ 37,904

(1) Mortgage-backed securities represent AAA rated securities and substantially all of the asset-backed securities are highly-rated (Standard & Poor's rating of AA+), secured primarily by credit card, auto loan, and home equity receivables.

The following table presents Middlesex's Other Benefits Plan assets measured and recorded at fair value within the fair value hierarchy as of December 31, 2013 (amounts in thousands):

	<b>Level 1</b>	<b>Level 2</b>	<b>Level 3</b>	<b>Total</b>
<b>Mutual Funds:</b>				
Small Cap Core	\$ 290	\$ -	\$ -	\$ 290
Mid Cap Core	264	-	-	264
Mid Cap Growth	470	-	-	470
Mid Cap Value	658	-	-	658
Large Cap Core	8,650	-	-	8,650
Foreign Small Mid Growth	361	-	-	361
Foreign Large Core	780	-	-	780
Foreign Large Growth	151	-	-	151
Foreign Large Value	86	-	-	86
Pacific Asia/ex-Japan Stock	125	-	-	125
Diversified Emerging Markets	195	-	-	195
Preferred Stock Index	110	-	-	110
Real Estate Index	59	-	-	59
<b>Money Market Funds:</b>				
Cash and Cash Equivalents	-	895	-	895
Agency/US/State/Municipal Debt	767	11,161	-	11,928
Commodities	123	-	-	123
<b>Total Investments</b>	<b>\$ 13,089</b>	<b>\$ 12,056</b>	<b>\$ -</b>	<b>\$ 25,145</b>

The following table presents Middlesex's Other Benefits Plan assets measured and recorded at fair value within the fair value hierarchy as of December 31, 2012 (amounts in thousands):

	<b>Level 1</b>	<b>Level 2</b>	<b>Level 3</b>	<b>Total</b>
<b>Mutual Funds:</b>				
Small Cap Core	\$ 97	\$ -	\$ -	\$ 97
Mid Cap Core	104	-	-	104
Mid Cap Growth	290	-	-	290
Mid Cap Value	446	-	-	446
Large Cap Core	5,270	-	-	5,270
Large Cap Growth	902	-	-	902
Large Cap Value	-	-	-	-
Foreign Small Mid Growth	303	-	-	303
Foreign Large Core	234	-	-	234
Foreign Large Growth	292	-	-	292
Diversified Emerging Markets	282	-	-	282
Preferred Stock Index	119	-	-	119
<b>Money Market Funds:</b>				
Cash and Cash Equivalents	-	1,205	-	1,205
Agency/US/State/Municipal Debt	780	9,914	-	10,694
Commodities	170	-	-	170
<b>Total Investments</b>	<b>\$ 9,289</b>	<b>\$ 11,119</b>	<b>\$ -</b>	<b>\$ 20,408</b>

### ***Benefit Plans Contributions***

For the Pension Plan, Middlesex made total cash contributions of \$3.6 million in 2013 and expects to make \$3.3 million of cash contributions in 2014.

For the Other Benefits Plan, Middlesex made total cash contributions of \$2.7 million in 2013 and expects to make \$1.4 million of cash contributions in 2014.

### ***401(k) Plan***

The Company has a 401(k) defined contribution plan, which covers substantially all employees with more than 1,000 hours of service. Under the terms of the Plan, the Company matches 100% of a participant's contributions, which do not exceed 1% of a participant's compensation, plus 50% of a participant's contributions exceeding 1%, but not more than 6%. The Company's matching contributions were \$0.5 million for each of the years ended December 31, 2013, 2012 and 2011.

For those employees hired after March 31, 2007 and still actively employed on December 31, 2013, the Company approved and will fund discretionary contribution of \$0.3 million, which was based on 5.0% of eligible 2013 compensation. For the years ended December 31, 2012 and 2011, the Company made discretionary contributions of \$0.2 million and \$0.2 million, respectively, for those qualifying employees.

### ***Stock-Based Compensation***

The Company has a stock compensation plan for certain management employees (the 2008 Restricted Stock Plan). The Company maintains an escrow account for 0.1 million shares of the Company's common stock for the 2008 Restricted Stock Plan. Such stock is subject to an agreement requiring forfeiture by the employee in the event of termination of employment within five years of the award other than as a result of retirement, death, disability or change in control. The maximum number of shares authorized for grant under the 2008 Restricted Stock Plan is 0.3 million shares, for which 0.2 million remain as unissued shares.

The Company recognizes compensation expense at fair value for the restricted stock awards in accordance with ASC 718, *Compensation – Stock Compensation*. Compensation expense is determined by the market value of the stock on the date of the award and is being amortized over a five-year period.



The following table presents information on the 2008 Restricted Stock Plan:

	<b>Shares (thousands)</b>	<b>Unearned Compensation (thousands)</b>	<b>Weighted Average Grant Price</b>
Balance, January 1, 2011	94	\$891	
Granted	30	518	\$16.97
Vested	(15)	-	
Forfeited	(1)	(7)	
Amortization of Compensation Expense	-	(323)	
Balance, December 31, 2011	108	\$1,079	
Granted	21	408	\$19.35
Vested	(15)	-	
Forfeited	-	-	
Amortization of Compensation Expense	-	(448)	
Balance, December 31, 2012	114	\$1,039	
Granted	28	589	\$21.20
Vested	(24)	-	
Forfeited	(1)	(12)	
Amortization of Compensation Expense	-	(400)	
Balance, December 31, 2013	117	\$1,216	

The fair value of vested restricted shares was \$0.5 million, \$0.3 million and \$0.2 million for the years ended December 31, 2013, 2012, and 2011, respectively.

#### **Note 8 – Business Segment Data**

The Company has identified two reportable segments. One is the regulated business of collecting, treating and distributing water on a retail and wholesale basis to residential, commercial, industrial and fire protection customers in parts of New Jersey, Delaware and Pennsylvania. This segment also includes regulated wastewater systems in New Jersey and Delaware. The Company is subject to regulations as to its rates, services and other matters by the states of New Jersey, Delaware and Pennsylvania with respect to utility service within these states. The other segment is primarily comprised of non-regulated contract services for the operation and maintenance of municipal and private water and wastewater systems in New Jersey and Delaware.

Inter-segment transactions relating to operational costs are treated as pass-through expenses. Finance charges on inter-segment loan activities are based on interest rates that are below what would normally be charged by a third party lender.

(Thousands of Dollars)			
Years Ended December 31,			
Operations by Segments:	2013	2012	2011
Revenues:			
Regulated	\$ 100,910	\$ 98,021	\$ 91,729
Non – Regulated	14,463	12,851	10,805
Inter-segment Elimination	(527)	(493)	(465)
Consolidated Revenues	\$ 114,846	\$ 110,379	\$ 102,069
Operating Income:			
Regulated	\$ 28,744	\$ 25,944	\$ 22,760
Non – Regulated	2,226	1,703	1,441
Consolidated Operating Income	\$ 30,970	\$ 27,647	\$ 24,201
Depreciation:			
Regulated	\$ 10,807	\$ 10,241	\$ 9,601
Non – Regulated	181	168	145
Consolidated Depreciation	\$ 10,988	\$ 10,409	\$ 9,746
Other Income, Net:			
Regulated	\$ 828	\$ 1,489	\$ 1,982
Non – Regulated	(14)	94	896
Inter-segment Elimination	(723)	(726)	(729)
Consolidated Other Income, Net	\$ 91	\$ 857	\$ 2,149
Interest Expense:			
Regulated	\$ 5,807	\$ 6,725	\$ 6,376
Non – Regulated	97	96	97
Inter-segment Elimination	(97)	(96)	(97)
Consolidated Interest Charges	\$ 5,807	\$ 6,725	\$ 6,376
Income Taxes:			
Regulated	\$ 7,635	\$ 6,579	\$ 5,548
Non – Regulated	986	804	979
Consolidated Income Taxes	\$ 8,621	\$ 7,383	\$ 6,527
Net Income:			
Regulated	\$ 15,504	\$ 13,500	\$ 12,088
Non – Regulated	1,129	896	1,359
Consolidated Net Income	\$ 16,633	\$ 14,396	\$ 13,447
Capital Expenditures:			
Regulated	\$ 19,894	\$ 21,149	\$ 23,125
Non – Regulated	186	429	437
Total Capital Expenditures	\$ 20,080	\$ 21,578	\$ 23,562

(Thousands of Dollars)		
	As of	As of
	December 31, 2013	December 31, 2012
Assets:		
Regulated	\$529,381	\$560,165
Non – Regulated	8,887	11,674
Inter-segment Elimination	(7,927)	(10,113)
Consolidated Assets	\$530,341	\$561,726

**Note 9 - Quarterly Operating Results - Unaudited**

Operating results for each quarter of 2013 and 2012 are as follows:

<b>(Thousands of Dollars, Except per Share Data)</b>					
<b>2013</b>	1 <sup>st</sup>	2 <sup>nd</sup>	3 <sup>rd</sup>	4 <sup>th</sup>	Total
Operating Revenues	\$ 27,038	\$ 29,102	\$ 31,285	\$ 27,421	\$ 114,846
Operating Income	5,865	8,171	10,270	6,664	30,970
Net Income	3,177	4,481	5,807	3,168	16,633
Basic Earnings per Share	\$ 0.20	\$ 0.28	\$ 0.36	\$ 0.20	\$ 1.04
Diluted Earnings per Share	\$ 0.20	\$ 0.28	\$ 0.36	\$ 0.19	\$ 1.03
<b>2012</b>	1 <sup>st</sup>	2 <sup>nd</sup>	3 <sup>rd</sup>	4 <sup>th</sup>	Total
Operating Revenues	\$ 23,546	\$ 27,401	\$ 32,353	\$ 27,079	\$ 110,379
Operating Income	3,877	7,210	10,843	5,717	27,647
Net Income	1,807	3,725	6,138	2,726	14,396
Basic Earnings per Share	\$ 0.11	\$ 0.23	\$ 0.39	\$ 0.17	\$ 0.90
Diluted Earnings per Share	\$ 0.11	\$ 0.23	\$ 0.39	\$ 0.17	\$ 0.90

The information above, in the opinion of the Company, includes all adjustments consisting only of normal recurring accruals necessary for a fair presentation of such amounts. The business of the Company is subject to seasonal fluctuation with the peak period usually occurring during the summer months. The quarterly earnings per share amounts above may differ from previous filings due to the effects of rounding.

## **ITEM 9. CHANGES IN AND DISAGREEMENTS WITH ACCOUNTANTS ON ACCOUNTING AND FINANCIAL DISCLOSURE.**

None.

### **ITEM 9A. CONTROLS AND PROCEDURES**

(1) Disclosure controls and procedures are controls and other procedures that are designed to ensure that information required to be disclosed in Company reports filed or submitted under the Exchange Act is recorded, processed, summarized and reported, within the time periods specified in the Securities and Exchange Commission's rules and forms. Disclosure controls and procedures include, without limitation, controls and procedures designed to ensure that information required to be disclosed in Company reports filed under the Exchange Act is accumulated and communicated to management, including the Company's Chief Executive Officer and Chief Financial Officer as appropriate, to allow timely decisions regarding disclosure.

As required by Rule 13a-15 under the Exchange Act, an evaluation of the effectiveness of the design and operation of the Company's disclosure controls and procedures was conducted by the Company's Chief Executive Officer along with the Company's Chief Financial Officer for the quarter ended December 31, 2013. Based upon that evaluation the Company's Chief Executive Officer and the Company's Chief Financial Officer concluded:

(a) Disclosure controls and procedures were effective as of the end of the period covered by this report.

(b) No changes in internal control over financial reporting occurred during our most recent fiscal quarter that has materially affected, or are reasonably likely to materially affect, internal control over financial reporting.

Accordingly, management believes the consolidated financial statements included in this report fairly present in all material respects our financial condition, results of operations and cash flows for the periods presented.

#### **(2) Management's Report on Internal Control Over Financial Reporting**

The management of Middlesex Water Company (Middlesex or the Company) is responsible for establishing and maintaining adequate internal control over financial reporting as defined in Exchange Act Rule 13A-15(f) and 15d-15(f). Middlesex's internal control system was designed to provide reasonable assurance to the Company's management and Board of Directors of adequate preparation and fair presentation of the published financial statements.

All internal control systems, no matter how well designed, have inherent limitations. Therefore, even those systems determined to be effective can provide only reasonable assurance with respect to the adequacy of financial statement preparation and presentation. Middlesex's management assessed the effectiveness of the Company's internal control over financial reporting as of December 31, 2013. In making this assessment, management used the criteria set forth by the Committee of Sponsoring Organizations of the Treadway Commission (COSO) in *Internal Control-Integrated Framework* (2013 framework). Based on our assessment, we believe that as of December 31, 2013, the Company's internal control over financial reporting is operating as designed and is effective based on those criteria.

Middlesex's independent registered public accounting firm has audited the effectiveness of our internal control over financial reporting as of December 31, 2013 as stated in their report which is included herein.

/s/ Dennis W. Doll  
Dennis W. Doll  
President and  
Chief Executive Officer

/s/ A. Bruce O'Connor  
A. Bruce O'Connor  
Vice President and  
Chief Financial Officer

Iselin, New Jersey  
March 5, 2014

### (3) Report of Independent Registered Public Accounting Firm

#### Report of Independent Registered Public Accounting Firm

Board of Directors and Stockholders  
Middlesex Water Company

We have audited Middlesex Water Company's (the "Company") internal control over financial reporting as of December 31, 2013, based on criteria established in *Internal Control—Integrated Framework* issued by the Committee of Sponsoring Organizations of the Treadway Commission (2013 framework). Middlesex Water Company's management is responsible for maintaining effective internal control over financial reporting, and for its assessment of the effectiveness of internal control over financial reporting, included in the accompanying Management's Report on Internal Control over Financial Reporting. Our responsibility is to express an opinion on the Company's internal control over financial reporting based on our audit.

We conducted our audit in accordance with the standards of the Public Company Accounting Oversight Board (United States). Those standards require that we plan and perform the audit to obtain reasonable assurance about whether effective internal control over financial reporting was maintained in all material respects. Our audit of internal control over financial reporting included obtaining an understanding of internal control over financial reporting, assessing the risk that a material weakness exists, and testing and evaluating the design and operating effectiveness of internal control based on the assessed risk. Our audit also included performing such other procedures as we considered necessary in the circumstances. We believe that our audit provides a reasonable basis for our opinion.

An entity's internal control over financial reporting is a process designed to provide reasonable assurance regarding the reliability of financial reporting and the preparation of financial statements for external purposes in accordance with accounting principles generally accepted in the United States of America. An entity's internal control over financial reporting includes those policies and procedures that (1) pertain to the maintenance of records that, in reasonable detail, accurately and fairly reflect the transactions and dispositions of the assets of the entity; (2) provide reasonable assurance that transactions are recorded as necessary to permit preparation of financial statements in accordance with generally accepted accounting principles, and that receipts and expenditures of the entity are being made only in accordance with authorizations of management and directors of the entity; and (3) provide reasonable assurance regarding prevention or timely detection of unauthorized acquisition, use, or disposition of the entity's assets that could have a material effect on the financial statements.

Because of its inherent limitations, internal control over financial reporting may not prevent or detect misstatements. Also, projections of any evaluation of effectiveness to future periods are subject to the risk that controls may become inadequate because of changes in conditions, or that the degree of compliance with the policies or procedures may deteriorate.

In our opinion, Middlesex Water Company maintained, in all material respects, effective internal control over financial reporting as of December 31, 2013, based on criteria established in *Internal Control—Integrated Framework* issued by the Committee of Sponsoring Organizations of the Treadway Commission (2013 framework).

We also have audited, in accordance with the standards of the Public Company Accounting Oversight Board (United States), the consolidated balance sheets and consolidated statements of capital stock and long-term debt and the related consolidated statements of income, common stockholders' equity, and cash flows of Middlesex Water Company and our report dated March 5, 2014 expressed an unqualified opinion.

/s/ ParenteBeard LLC

Reading, Pennsylvania  
March 5, 2014



**ITEM 9B. OTHER INFORMATION.**

None.

**PART III**

**ITEM 10. DIRECTORS, EXECUTIVE OFFICERS AND CORPORATE GOVERNANCE.**

Information with respect to Directors of Middlesex Water Company is included in Middlesex Water Company's Proxy Statement for the 2014 Annual Meeting of Stockholders and is incorporated herein by reference.

Information regarding the Executive Officers of Middlesex Water Company is included under Item 1. in Part I of this Annual Report.

**ITEM 11. EXECUTIVE COMPENSATION.**

This Information for Middlesex Water Company is included in Middlesex Water Company's Proxy Statement for the 2014 Annual Meeting of Stockholders and is incorporated herein by reference.

**ITEM 12. SECURITY OWNERSHIP OF CERTAIN BENEFICIAL OWNERS AND MANAGEMENT AND RELATED STOCKHOLDER MATTERS.**

This information for Middlesex Water Company is included in Middlesex Water Company's Proxy Statement for the 2014 Annual Meeting of Stockholders and is incorporated herein by reference.

**ITEM 13. CERTAIN RELATIONSHIPS AND RELATED TRANSACTIONS, AND DIRECTOR INDEPENDENCE.**

This information for Middlesex Water Company is included in Middlesex Water Company's Proxy Statement for the 2014 Annual Meeting of Stockholders and is incorporated herein by reference.

**ITEM 14. PRINCIPAL ACCOUNTING FEES AND SERVICES.**

This information for Middlesex Water Company is included in Middlesex Water Company's Proxy Statement for the 2014 Annual Meeting of Stockholders and is incorporated herein by reference.

## PART IV

### ITEM 15. EXHIBITS AND FINANCIAL STATEMENT SCHEDULES.

1. The following Financial Statements and Supplementary Data are included in Part II- Item 8. of this Annual Report:  
  
Consolidated Balance Sheets at December 31, 2013 and 2012.  
  
Consolidated Statements of Income for each of the three years in the period ended December 31, 2013.  
  
Consolidated Statements of Cash Flows for each of the three years in the period ended December 31, 2013.  
  
Consolidated Statements of Capital Stock and Long-term Debt at December 31, 2013 and 2012.  
  
Consolidated Statements of Common Stockholders' Equity for each of the three years in the period ended December 31, 2013.  
  
Notes to Consolidated Financial Statements.
2. Financial Statement Schedules  
  
All Schedules are omitted because of the absence of the conditions under which they are required or because the required information is shown in the financial statements or notes thereto.
3. Exhibits  
  
See Exhibit listing immediately following the signature page.

## SIGNATURES

Pursuant to the requirements of Section 13 or 15(d) of the Securities and Exchange Act of 1934, the registrant has duly caused this report to be signed on its behalf by the undersigned, thereunto duly authorized.

### MIDDLESEX WATER COMPANY

By: /s/ Dennis W. Doll  
Dennis W. Doll  
President and Chief Executive Officer

Date: March 5, 2014

Pursuant to the requirements of the Securities and Exchange Act of 1934, this report has been signed below by the following persons, on behalf of the registrant and in the capacities indicated on March 5, 2014.

By: /s/ A. Bruce O'Connor  
A. Bruce O'Connor  
Vice President and Chief Financial Officer  
(Principal Financial Officer and Principal Accounting Officer)

By: /s/ Dennis W. Doll  
Dennis W. Doll  
Chairman of the Board, President, Chief Executive Officer and Director  
(Principal Executive Officer)

By: /s/ James F. Cosgrove Jr.  
James F. Cosgrove Jr.  
Director

By: /s/ John C. Cutting  
John C. Cutting  
Director

By: /s/ Steven M. Klein  
Steven M. Klein  
Director

By: /s/ Amy B. Mansue  
Amy B. Mansue  
Director

By: /s/ John R. Middleton, M.D.  
John R. Middleton, M.D.  
Director

By: /s/ Walter G. Reinhard  
Walter G. Reinhard  
Director

By: /s/ Jeffries Shein  
Jeffries Shein  
Director

## EXHIBIT INDEX

Exhibits designated with an asterisk (\*) are filed herewith. The exhibits not so designated have heretofore been filed with the Commission and are incorporated herein by reference to the documents indicated in the previous filing columns following the description of such exhibits. Exhibits designated with a dagger (†) are management contracts or compensatory plans.

<b>Exhibit No.</b>	<b>Document Description</b>	<b>Previous Registration No.</b>	<b>Filing's Exhibit No.</b>
3.1	Certificate of Amendment to the Restated Certificate of Incorporation, filed with the State of New Jersey on June 19, 1997, included as Exhibit 3.1 to the Company's Current Report on Form 8-K filed April 30, 2010.		
3.2	Certificate of Amendment to the Restated Certificate of Incorporation, filed with the State of New Jersey on May 27, 1998, filed as Exhibit 3.1 to the Company's Annual Report on Form 10-K for the year ended December 31, 1998.		
3.3	Certificate of Correction of Middlesex Water Company filed with the State of New Jersey on April 30, 1999, filed as Exhibit 3.3 of 2003 Form 10-K/A-2.		
3.4	Certificate of Amendment to the Restated Certificate of Incorporation Middlesex Water Company, filed with the State of New Jersey on February 17, 2000, filed as Exhibit 3.4 of 2003 Form 10-K/A-2.		
3.5	Certificate of Amendment to the Restated Certificate of Incorporation Middlesex Water Company, filed with the State of New Jersey on June 5, 2002, filed as Exhibit 3.5 of 2003 Form 10-K/A-2.		
3.6	Certificate of Amendment to the Restated Certificate of Incorporation, filed with the State of New Jersey on June 10, 1998, filed as Exhibit 3.1 to the Company's Annual Report on Form 10-K for the year ended December 31, 1998.		
3.7	Bylaws of the Company, as amended, filed as Exhibit 4.1 of 2010 Second Quarter Form 10-Q.		
4.1	Form of Common Stock Certificate.	2-55058	2(a)
10.1	Copy of Purchased Water Agreement between the Company and Elizabethtown Water Company, filed as Exhibit 10 of 2006 First Quarter Form 10-Q.		
10.2	Copy of Mortgage, dated April 1, 1927, between the Company and Union County Trust Company, as Trustee, as supplemented by Supplemental Indentures, dated as of October 1, 1939 and April 1, 1949.	2-15795	4(a)-4(f)
10.3	Copy of Supplemental Indenture, dated as of July 1, 1964 and June 15, 1991, between the Company and Union County Trust Company, as Trustee.	33-54922	10.4-10.9
10.4	Copy of Supply Agreement, dated as of July 27, 2011, between the Company and the Old Bridge Municipal Utilities Authority filed as Exhibit No. 10.4 of 2011 Third Quarter Form 10-Q.		

## EXHIBIT INDEX

<b>Exhibit No.</b>	<b>Document Description</b>	<b>Previous Registration No.</b>	<b>Filing's Exhibit No.</b>
10.5	Copy of Supply Agreement, dated as of July 14, 1987, between the Company and the Marlboro Township Municipal Utilities Authority, as amended.	33-31476	10.13
10.6	Copy of Water Purchase Contract, dated as of September 25, 2003, between the Company and the New Jersey Water Supply Authority, filed as Exhibit No. 10.7 of 2003 Form 10-K.		
10.7	Copy of Treating and Pumping Agreement, dated April 9, 1984, between the Company and the Township of East Brunswick.	33-31476	10.17
10.8	Copy of Supply Agreement, dated June 4, 1990, between the Company and Edison Township.	33-54922	10.24
10.9	Copy of amended Supply Agreement, between the Company and the Borough of Highland Park, filed as Exhibit No. 10.1 of 2006 First Quarter Form 10-Q.		
(t)10.10	Copy of Supplemental Executive Retirement Plan, filed as Exhibit 10.13 of 1999 Third Quarter Form 10-Q.		
(t)10.11(a)	Copy of 2008 Restricted Stock Plan, filed as Appendix A to the Company's Definitive Proxy Statement, dated and filed April 11, 2008.		
(t)10.11(b)	Copy of 2008 Outside Director Stock Compensation Stock Plan, filed as Appendix B to the Company's Definitive Proxy Statement, dated and filed April 11, 2008.		
(t)10.12(a)	Change in Control Termination Agreement between Middlesex Water Company and Dennis W. Doll, filed as Exhibit 10.13(a) of the 2008 Form 10-K.		
(t)10.12(b)	Change in Control Termination Agreement between Middlesex Water Company and A. Bruce O'Connor, filed as Exhibit 10.13(b) of the 2008 Form 10-K.		
(t)10.12(c)	Change in Control Termination Agreement between Middlesex Water Company and Richard M. Risoldi, filed as Exhibit 10.13(d) of the 2008 Form 10-K.		
(t)10.12(d)	Change in Control Termination Agreement between Middlesex Water Company and Lorrie B. Ginegaw, filed as Exhibit 10.13(e) of the 2011 Form 10-K.		
(t)10.12(e)	Change in Control Termination Agreement between Tidewater Utilities, Inc. and Gerard L. Esposito, filed as Exhibit 10.13(g) of the 2008 Form 10-K.		
(t)10.12(f)	Change in Control Termination Agreement between Middlesex Water Company and Bernadette M. Sohler, filed as Exhibit 10.13(h) of the 2008 Form 10-K.		



## EXHIBIT INDEX

<b>Exhibit No.</b>	<b>Document Description</b>	<b>Previous Registration No.</b>	<b>Filing's Exhibit No.</b>
10.13	Copy of Transmission Agreement, dated October 16, 1992, between the Company and the Township of East Brunswick.	33-54922	10.23
10.14	Copy of Supplemental Indenture dated October 15, 1998 between Middlesex Water Company and First Union National Bank, as Trustee. Copy of Loan Agreement dated November 1, 1998 between the New Jersey Environmental Infrastructure Trust and Middlesex Water Company (Series X), filed as Exhibit No. 10.22 of the 1998 Third Quarter Form 10-Q.		
10.15	Copy of Supplemental Indenture dated October 15, 1998 between Middlesex Water Company and First Union National Bank, as Trustee. Copy of Loan Agreement dated November 1, 1998 between the State of New Jersey Environmental Infrastructure Trust and Middlesex Water Company (Series Y), filed as Exhibit No. 10.23 of the 1998 Third Quarter Form 10-Q.		
10.16	Copy of Operation, Maintenance and Management Services Agreement dated January 1, 1999 between the Company City of Perth Amboy, Middlesex County Improvement Authority and Utility Service Affiliates, Inc.	333-66727	10.24
10.17	Copy of Supplemental Indenture dated October 15, 1999 between Middlesex Water Company and First Union National Bank, as Trustee and copy of Loan Agreement dated November 1, 1999 between the State of New Jersey and Middlesex Water Company (Series Z), filed as Exhibit No. 10.25 of the 1999 Form 10-K.		
10.18	Copy of Supplemental Indenture dated October 15, 1999 between Middlesex Water Company and First Union National Bank, as Trustee and copy of Loan Agreement dated November 1, 1999 between the New Jersey Environmental Infrastructure Trust and Middlesex Water Company (Series AA), filed as Exhibit No. 10.26 of the 1999 Form 10-K.		
10.19	Copy of Supplemental Indenture dated October 15, 2001 between Middlesex Water Company and First Union National Bank, as Trustee and copy of Loan Agreement dated November 1, 2001 between the State of New Jersey and Middlesex Water Company (Series BB). Filed as Exhibit No. 10.22 of the 2001 Form 10-K.		

## EXHIBIT INDEX

Exhibit No.	Document Description	Previous Registration No.	Filing's Exhibit No.
10.20	Copy of Supplemental Indenture dated October 15, 2001 between Middlesex Water Company and First Union National Bank, as Trustee and copy of Loan Agreement dated November 1, 2001 between the New Jersey Environmental Infrastructure Trust and Middlesex Water Company (Series CC). Filed as Exhibit No. 10.22 of the 2001 Form 10-K.		
10.21	Copy of Supplemental Indenture dated October 15, 2004 between Middlesex Water Company and Wachovia Bank, as Trustee and copy of Loan Agreement dated November 1, 2004 between the State of New Jersey and Middlesex Water Company (Series EE), filed as Exhibit No. 10.26 of the 2004 Form 10-K.		
10.22	Copy of Supplemental Indenture dated October 15, 2004 between Middlesex Water Company and Wachovia Bank, as Trustee and copy of Loan Agreement dated November 1, 2004 between the New Jersey Environmental Infrastructure Trust and Middlesex Water Company (Series FF), filed as Exhibit No. 10.27 of the 2004 Form 10-K.		
10.23	Copy of Promissory Notes and Amendment to Combination Water Utility Real Estate Mortgage and Security Agreement, by Tidewater Utilities, Inc., Dated March 19, 2009, filed as Exhibit No. 10.28 of the 2009 First Quarter Form 10-Q.		
10.24	Copy of Supply Agreement, between the Company and the City of Rahway, filed as Exhibit No. 10.2 of 2006 First Quarter Form 10-Q.		
10.25	Copy of Supplemental Indenture dated October 15, 2006 between Middlesex Water Company and U.S. Bank National Association, as Trustee and copy of Loan Agreement dated November 1, 2006 between the State of New Jersey and Middlesex Water Company (Series GG), filed as Exhibit No. 10.30 of the 2006 Form 10-K.		
10.26	Copy of Supplemental Indenture dated October 15, 2006 between Middlesex Water Company and U.S. Bank National Association, as Trustee and copy of Loan Agreement dated November 1, 2006 between the New Jersey Environmental Infrastructure Trust and Middlesex Water Company (Series HH), filed as Exhibit No. 10.31 of the 2006 Form 10-K.		
10.27	Copy of Loan Agreement By and Between New Jersey Environmental Infrastructure Trust and Middlesex Water Company dated as of November 1, 2007 (Series II), filed as Exhibit No. 10.32 of the 2007 Form 10-K.		

## EXHIBIT INDEX

Exhibit No.	Document Description	Previous Registration No.	Filing's Exhibit No.
10.28	Copy of Loan Agreement By and Between The State of New Jersey, Acting By and Through The New Jersey Department of Environmental Protection, and Middlesex Water Company dated as of November 1, 2007 (Series JJ), filed as Exhibit 10.33 of the 2007 Form 10-K.		
10.29	Copy of Loan Agreement By and Between New Jersey Environmental Infrastructure Trust and Middlesex Water Company dated as of November 1, 2008 (Series KK), filed as Exhibit 10.34 of the 2008 Form 10-K.		
10.30	Copy of Loan Agreement By and Between The State of New Jersey, Acting By and Through The New Jersey Department of Environmental Protection, and Middlesex Water Company dated as of November 1, 2008 (Series LL) ), filed as Exhibit 10.35 of the 2008 Form 10-K.		
10.31	Registration Statement, Form S-3, under Securities Act of 1933 filed July 23, 2009, relating to the Dividend Reinvestment and Common Stock Purchase Plan.	333-160757	
*10.32 (1)	Renewal of Amended and Restated Line of Credit Note between registrant and PNC Bank, originally filed as Exhibit 10.33 of the 2013 Second Quarter Form 10-Q.		
10.33	Uncommitted Line of Credit Letter Agreement and Master Promissory Note between registrant and Bank of America, N.A, filed as Exhibit 10.34 of the 2013 Second Quarter Form 10-Q.		
10.34	Uncommitted Line of Credit Letter Agreement between registrant's wholly-owned subsidiary Utility Services Affiliates (Perth Amboy) Inc. and Bank of America, N.A, filed as Exhibit 10.35 of the 2013 Second Quarter Form 10-Q.		
10.35	Amended Promissory Note for a committed line of credit between registrant's wholly-owned subsidiary Tidewater Utilities, Inc. and CoBank, ACB., filed as Exhibit 10.40 to the Company's September 30, 2011 Quarterly Report on Form 10-Q.		
10.36	Copy of Loan Agreement By and Between The state of New Jersey, Acting By and Through The New Jersey Department of Environmental Protection and Middlesex Water Company, dated as of December 1, 2010 (Series MM), filed as Exhibit 10.41 of the 2010 Form 10-K.		
10.37	Copy of Loan Agreement By and Between New Jersey Environmental Infrastructure Trust and Middlesex Water Company dated as of December 1, 2010 (Series NN), filed as Exhibit 10.42 of the 2010 Form 10-K.		

## EXHIBIT INDEX

Exhibit No.	Document Description	Previous Registration No.	Filing's Exhibit No.
10.38	Copy of Loan Agreement By and Between The State of New Jersey, Acting By and Through The New Jersey Department of Environmental Protection and Middlesex Water Company, dated as of May 1, 2012 (Series OO), filed as Exhibit 10.43 of the June 30, 2012 Form 10-Q.		
10.39	Copy of Loan Agreement by and Between New Jersey Environmental Infrastructure Trust and Middlesex Water Company dated as of May 1, 2012 (Series PP), filed as Exhibit 10.44 of the June 30, 2012 Form 10-Q.		
10.40	Copy of Loan Agreement By and Between the New Jersey Economic Development Authority and Middlesex Water Company dated as of November 1, 2012 (Series QQ, RR & SS), filed as Exhibit 10.41 of the 2012 Form 10-K.		
10.41	Copy of Loan Agreement By and Between The State of New Jersey, Acting By and Through The New Jersey Department of Environmental Protection and Middlesex Water Company, dated as of May 1, 2013 (Series TT), filed as Exhibit 10.42 of the 2013 Second Quarter Form 10-Q.		
10.42	Copy of Loan Agreement by and Between New Jersey Environmental Infrastructure Trust and Middlesex Water Company dated as of May 1, 2013 (Series UU), filed as Exhibit 10.43 of the 2013 Second Quarter Form 10-Q.		
*21 (1)	Middlesex Water Company Subsidiaries.		
*23.1 (1)	Consent of Independent Registered Public Accounting Firm, ParenteBeard LLC.		
*31 (1)	Section 302 Certification by Dennis W. Doll pursuant to Rules 13a-14 and 15d-14 of the Securities Exchange Act of 1934.		
*31.1 (1)	Section 302 Certification by A. Bruce O'Connor pursuant to Rules 13a-14 and 15d-14 of the Securities Exchange Act of 1934.		
*32 (1)	Section 906 Certification by Dennis W. Doll pursuant to 18 U.S.C.§1350.		
*32.1 (1)	Section 906 Certification by A. Bruce O'Connor pursuant to 18 U.S.C.§1350.		
101.INS	XBRL Instance Document		
101.SCH	XBRL Schema Document		
101.CAL	XBRL Calculation Linkbase Document		
101.LAB	XBRL Labels Linkbase Document		
101.PRE	XBRL Presentation Linkbase Document		
101.DEF	XBRL Definition Linkbase Document		

- (1) These documents were included in the 2013 Form 10-K as filed with the Securities and Exchange Commission and will be provided upon specific request.

## **BOARD OF DIRECTORS**

James F. Cosgrove, Jr., PE<sup>3,4,5,6</sup>  
Vice President and Principal  
Kleinfelder

John C. Cutting, Ph.D.<sup>1,5,6</sup>  
Senior Engineer (retired)  
Science Applications International

Dennis W. Doll  
Chairman of the Board,  
President and Chief Executive Officer  
Middlesex Water Company

Steven M. Klein<sup>1,2,5</sup>  
President and Chief Operating Officer  
Northfield Bancorp, Inc., Northfield Bank

Amy B. Mansue<sup>1,2,3,4</sup>  
President and Chief Executive Officer  
Children's Specialized Hospital

John R. Middleton, M.D.<sup>1,2,3,4</sup>  
Engaged in Private Practice  
ID Care

Walter G. Reinhard, Esq.<sup>3,5</sup>  
Partner  
Norris, McLaughlin & Marcus, P.A.

Jeffries Shein<sup>2,3,4,6</sup>  
Managing Partner  
JGT Management Co., LLC

- 1 Audit Committee
- 2 Compensation Committee
- 3 Corporate Governance Committee
- 4 Nominating Committee
- 5 Pension Committee
- 6 Ad Hoc Pricing Committee

## **EXECUTIVE MANAGEMENT TEAM**

Dennis W. Doll  
Chairman of the Board,  
President and Chief Executive Officer

Gerard L. Esposito  
President, Tidewater Utilities, Inc.

Lorrie B. Ginegaw  
Vice President - Human Resources

A. Bruce O'Connor  
Vice President and Chief Financial Officer

Kenneth J. Quinn\*  
Vice President, General Counsel,  
Secretary and Treasurer

Richard M. Risoldi  
Vice President - Operations,  
Chief Operating Officer

Bernadette M. Sohler  
Vice President - Corporate Affairs

\*Retired effective March 1, 2014

## **COMPANY HEADQUARTERS**

Middlesex Water Company  
1500 Ronson Road  
Iselin, NJ 08830  
Telephone: 732-634-1500  
www.middlesexwater.com

## **TRANSFER AGENT AND REGISTRAR**

Registrar and Transfer Company  
10 Commerce Drive  
Cranford, NJ 07016  
Telephone: 800-368-5948  
Fax: 908-497-2318  
Website: www.rtc.com  
E-mail: info@rtc.com

## **SHAREHOLDER ACCOUNT INQUIRIES**

To review the status of your shareholder account or dividend payments, transfer shares, report a change of address or other related matters, please contact Registrar and Transfer directly.

## **INVESTOR RELATIONS CONTACT**

Shareholders, analysts and others seeking information about Middlesex Water are invited to contact our Investor Relations Department at:  
Telephone: 732-634-1500  
Fax: 732-638-7515  
E-mail: Bsohler@middlesexwater.com  
Online: www.middlesexwater.com

Copies of our earnings and other releases, financial publications including our Annual Report on SEC Form 10-K as well as 10-Q filings and dividend announcements are available without charge upon request. These documents are also typically available within minutes of being filed on the Investor Relations section of our website at www.middlesexwater.com. Shareholders wishing to receive e-mail notification each time a press release, SEC filing or corporate event is posted to our website may arrange to do so by clicking on Investor Email Alerts on our website home page at www.middlesexwater.com and following the prompts.

## **MORTGAGE TRUSTEE**

U.S. Bank National Association  
21 South Street, 3rd Floor  
Morristown, NJ 07960

## **ANNUAL MEETING**

The Annual Meeting of shareholders of Middlesex Water Company will be held on Tuesday, May 20, 2014, at 11:00 a.m. at the Company's Headquarters, The J. Richard Tompkins Center, 1500 Ronson Road, in Iselin, NJ. Shareholders of record as of March 24, 2014 will be eligible to receive notice of, and to vote at, the 2014 Annual Meeting.

## **STOCK LISTING**

The Company's common shares trade on the NASDAQ GS (NASDAQ) Global Select Market under the trading symbol MSEX.

## **INDEPENDENT REGISTERED PUBLIC ACCOUNTING FIRM**

ParenteBeard LLC  
2609 Keiser Blvd.  
Wyomissing, PA 19610-3338  
Telephone: 610-927-4910

## **DIVIDEND REINVESTMENT AND COMMON STOCK PURCHASE PLAN**

The Company offers a Dividend Reinvestment Plan and Common Stock Purchase Plan which provides new and existing shareholders of its common stock with a convenient way to build ownership in the Company through the purchase of common shares from the Company and the reinvestment of their cash dividends. The Prospectus and enrollment form are available from Registrar and Transfer and may also be accessed at <http://investors.middlesexwater.com>.

### **2014 Dividend Schedule\***

	Record Dates	Payment Dates
Common	February 14	March 3
	May 15	June 2
	August 15	September 2
	November 14	December 1
Preferred	January 15	February 3
	April 15	May 1
	July 15	August 1
	October 15	November 3

\*Subject to approval by Board of Directors.

The following tables set forth the high and low sales price of the common stock for the periods indicated, as reported by NASDAQ, and dividends paid.

	2013		
	High	Low	Dividend Paid
Q4	\$22.14	\$20.06	0.1900
Q3	22.46	19.66	0.1875
Q2	20.00	18.58	0.1875
Q1	20.06	18.95	0.1875

	2012		
	High	Low	Dividend Paid
Q4	\$19.59	\$17.48	0.1875
Q3	19.64	18.40	0.1850
Q2	19.00	18.00	0.1850
Q1	19.60	18.04	0.1850





***A Provider of Water, Wastewater  
and Related Products and Services***

1500 Ronson Road  
Iselin, New Jersey 08830-0452  
732.634.1500

**[www.middlesexwater.com](http://www.middlesexwater.com)**



**Mixed Sources**

Product group from well-managed  
forests, controlled sources and  
recycled wood or fiber

[www.fsc.org](http://www.fsc.org) Cert no. SCS-COC-00648  
© 1996 Forest Stewardship Council